



Visual Tagging Solutions

Get on-the-spot identification with high-performance materials

Visual Tagging Solutions

Safety. Maintenance. Identification.

Think about any item of equipment on your site:

- How do you know it is fit for use?
- When was it last inspected?
- How do you identify it among the hundreds of similar items?

Without the latest information, people are prone to make assumptions. Assumptions can lead to potentially damaging decisions for both them and your business. The identity, maintenance and inspection status of equipment is therefore critical.



What are visual tags?

Visual tags help:

- Communicate the latest equipment inspection and test status clearly at the point of use
- Record an audit trail of recent equipment maintenance, tests and inspections
- Uniquely identify equipment
- Comply with Health and Safety Legislation
- Reduce accidents in the work place

We can help you with Visual Tagging for Work at Height, Plant, Vehicles, Machinery & Tools, Workspace Control and Process & Pipelines.

In fact, whatever your equipment – we can tag it!

▶ Did You Know?

All the Brady Visual Tagging Solutions illustrated in this catalogue are available in a variety of languages. Please contact Customer Services for more details:

Tel: **+44 (0)845 089 4060**

Email: **customer.services@scafftag.com**



English



German



French



Dutch



Norwegian



Finnish



Swedish



Turkish



Russian



Danish

Contents

3	Visual Tagging Solutions
4	Customisation
5	Personalisation
6	Plant, Vehicles, Machinery & Tools
6	Forklifttag® Daily Inspection Booklet
6	Forklifttag®
7	Dumper Truck Tag
7	Excavator Tag
8	Tractor Tag
8	Emergency Equipment Inspection Tag
9	Pallet Truck Tags
9	Powered Pallet Truck Tags
10	Nanotag™ for Lifting Equipment
11	Unitag® for Lifting Equipment
12	MEWP Tag
13	Multitag®
13	Multitag® Weekly - Weekly Inspection Tag
14	Unitag® for Machinery
15	Nanotag™ for Machinery
16	Microtag® for Machinery
17	Microtag® for Electrical Equipment
18	Nanotag™ for Electrical Equipment
19	Nanotag™ for Fire and Emergency
20	Microtag® for HAVs - Vibration/Noise
21	Microtag® for HAVs - Vibration/Points System
22	Working at Height
22	Scafftag® MK1
22	Scafftag® MK2
23	Scaffolding Special Status Inserts
23	Scaffolding Prohibition Inserts
23	Structural Tie Tags
24	Scaffold Quarantine Tag
24	Towertag®
25	Laddertag®
26	Microtag® for Steps and Stools
27	Nanotag™ for Steps and Stools
28	Nanotag™ for Harness
29	Workspace Control
29	Entrytag®
29	Man In Confined Space Tag and Man In Tank Tag
30	Permit Wallets
30	Pen Clip Holder
30	Chemtag®
31	Excavation Tag
31	TempWorks Tag
32	Fencing Tag
32	Hoarding Tag
33	Process & Pipelines
33	Flange Tag
33	Isolation Tag
34-39	Accessories
40-44	How to Use Guide
40-44	Forklifttag®, Nanotag™, Unitag®, Microtag®, MEWP Tag, Multitag®, Scafftag®, Laddertag®, Towertag®, Entrytag®, Chemtag® and Isolation Tag

Visual Tagging Solutions

Holder and Insert System

Our visual tags typically comprise of two components:



Holder

Attaches to the equipment being tagged.



Insert

Placed in the holder and used to record and display the latest equipment status.

Holder and Insert Work Together in a Looped Process



1

Attach

The empty holder displays 'DO NOT USE...' symbol and is attached to equipment.

2

Inspect

Equipment is inspected periodically, as deemed appropriate by risk assessment, and the results recorded on the insert.

3

Insert

If the equipment passes inspection then the insert is placed in the holder, displaying the latest equipment information to any users. If equipment fails inspection at any point, then simply remove the insert from the holder to display the 'DO NOT USE...' sign.

Attachment Methods



Magnetic Strip



Adhesive Strip



Split Ring



Hang Loop



Cable Ties



Strop



Fully recyclable resources

Brady's Visual Tagging inserts for equipment inspection management and 99% of the holders are fully recyclable. We are proud to do our part in protecting our planet's valuable resources.

The materials used in your holders and inserts lose only 1-2% of their physical properties when first recycled. They are reused to make parts for burglar alarms, switch cases, window lock systems, lift gibs and wheels.

Customisation

Customise your Visual Tagging



We can custom design Visual Tagging Solutions to help you manage virtually any issue and fit seamlessly with your business and systems. A wide range of customisation options are available including:

- Tag size and shape
- Data to be displayed/recorded
- Visual design including logo, colours and fonts to reflect corporate branding
- Adapt to site requirements e.g. metal strips for magnetic detection in food plants
- Attachment methods e.g. cable tie, split ring, magnetic, adhesive

A Library of Ideas

We have thousands of designs developed for other clients offering unique solutions which may be of interest to your business.

We do not charge any consultancy fees for working with you to develop your customised design. All you pay is a one off artwork set up charge with your first order. You can then reorder paying the price of the standard insert and when you reprint your bespoke insert, the artwork fee is never reapplied unless you amend your design.

So whatever your issue, contact us for a no-obligation solution.

1 Plant Machinery Inspection Checklist

An inspection checklist for a wide variety of plant machinery, from stand stackers to pallet trucks, consolidating in one custom designed and branded tag.

2 Pallet Truck Inspection Checklist

Company colour scheme and branding applied to a custom inspection checklist for a fleet of powered pallet trucks ensuring consistency of branding.

3 Colour Coded Safety System

A custom designed colour coded system indicating a safe working period on site. Prominent use of your logo enforces the concept that the safe working policy originates with the company itself and not a third party.

4 Bilingual Tags for the Chemical, Oil and Gas Industry



Full colour printing

We have the capacity to digitally print full colour images and photographs on our polypropylene insert materials, whether you require individualised tags identifying members of staff, machinery and equipment, or sequentially numbered and coded to comply with an auditing system.


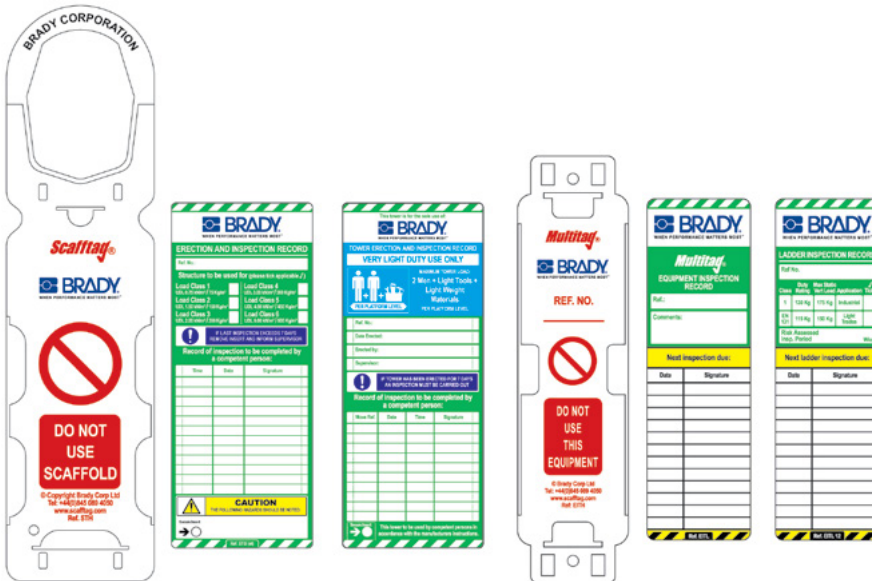
For more information on creating unique custom tagging systems or simply adding more colour to your tags with digital printing, please contact Customer Services:

Tel: +44 (0)845 089 4060

Email: customer.services@scafftag.com

Personalise your Visual Tagging Solution

Brady's personalisation service allows you to add your company logo to our range of standard visual tags, while the design of the tagging system remains unchanged.



Logo printed on holder hang loop

Logo printed at the top of holder body

Logo printed on white strip at head of insert

Add your logo to:

- Our standard inserts - most of our inserts are designed with a white band ready to accommodate your branding
- To the holder - Typically printed at the top of the holders main body
- The upper curve of the holders hang loop where applicable.

▶ How Do you Get your Artwork Personalised?

A logo needs to be supplied in the correct file format and suitable quality for artwork personalisation. Ideally all logos will be supplied in vector format and any colours e.g. Pantone references, need to be specified.

Colour Information

When sending your artwork files, you will also need to supply the correct colour information for your product. Please indicate the PMS (Pantone Matching System) colour required, but if in doubt this can be discussed with our artwork department beforehand.

Image Resolution

We require high quality black and white line artwork, printed at a minimum of 300 dpi, must be 100% of the actual imprint size. Artwork must have crisp, sharp edges and needs no further touch up. Some thin lines, small copy and reverses may not reproduce as submitted and may need to be altered to print clearly.

PLEASE DO NOT SUPPLY EITHER SCANNED OR IMAGES WHICH HAVE BEEN PLACED IN OTHER DOCUMENTS SUCH AS WORD, POWERPOINT ETC.

General Information

Reduce the file size if possible, particularly if you plan to send the artwork by e-mail. Use one of the following programs to compress your file: WinZip, 7-Zip. Using compression software is essential when e-mailing vector graphics (AI, EPS, CDR).

WE REQUIRE ALL VECTOR GRAPHICS/PHOTOSHOP DOCUMENTS TO BE SAVED IN ADOBE CREATIVE SUITE VERSION 3 (CS3) FORMAT. ALL CORELDRAW DOCUMENTS NEED TO BE SAVED AS SINGLE PAGES. ALL EPS FILES NEED TO BE SAVED IN AN EDITABLE FORMAT.

Plant, vehicles, machinery and tools



Article No.	Order Reference	Quantity
833758	FLT-DCB	Booklet with 6 pages of daily inspection boxes. Fits in the Forkliftag Holder.

Forkliftag® Daily Inspection Booklet

The Forkliftag® Daily Inspection Booklet can record up to 252 daily inspections.

- Fits in our Forkliftag holder
- Contains an easy-to-follow pre-use operator guide
- Contains Machine Defect Report
- Sign and date your inspection checks with any type of pen

Insert

- Dimensions: 193mm (height) x 144mm (width)
- Material: Polypropylene
- Temperature Range: -10 °C to +90 °C



Forkliftag®

Forklift inspection system to help control pre-shift inspections, maintenance and identification of forklift trucks.

- Easy-to-follow pre-use operator checklist
- Record up to 42 daily inspections
- Attach to forklift by cable tie or adhesive

Holder

- Dimensions: 260mm (height) x 153mm (width)
- Material: ABS
- Temperature Range: -5 °C to +65 °C
- Attachment Method: Cable Tie, Adhesive Strip

Insert

- Dimensions: 193mm (height) x 144mm (width)
- Material: Polypropylene
- Temperature Range: -10 °C to +90 °C

▶ Please turn to **page 39** for a Forkliftag how to use guide.

Article No.	Order Reference	Quantity
Kits - Holders & Inserts		
136116	FLT-GB-ETI-51-V2-1-A	1 Forkliftag Holder, 5 Forkliftag Inserts, 1 Pen
136202	FLT-GB-ETI-51-V2-3-A	3 Forkliftag Holders, 15 Forkliftag Inserts, 1 Pen
136247	FLT-GB-ETI-51-V2-4-A	4 Forkliftag Holder, 20 Forkliftag Inserts, 1 Pen
136291	FLT-GB-ETI-51-V2-5-A	5 Forkliftag Holder, 25 Forkliftag Inserts, 1 Pen
138385	FLT-GB-ETI-51-V2-A	10 Forkliftag Holders, 10 Forkliftag Inserts, 1 Pen
136160	FLT-GB-ETI-51-V2-2-A	2 Forkliftag Holders, 10 Forkliftag Inserts, 1 Pen

Article No.	Order Reference	Quantity
Inserts Only		
806695	FLT-GB-ETSI-51-50	50 Forkliftag Inserts
806699	FLT-GB-ETSI-51-10	10 Forkliftag Inserts

Article No.	Order Reference	Quantity
Holders Only		
136594	FLT-GB-ETSH-V2-A	10 Forkliftag Holders



Holder

Insert

Plant, vehicles, machinery and tools

Dumper Truck Tag

Our new Dumper Truck Tag increases equipment inspection efficiency whilst also improving equipment safety and compliance. Users will be able to add the date of their inspection and their signature on the tag's insert attached to the equipment.

Holder

- Dimensions: 260mm (height) x 153mm (width)
- Material: ABS (Acrylonitrile Butadiene Styrene) thermoplastic
- Temperature Range: -5 °C to +65 °C
- Attachment Method: Cable Tie, Adhesive Strip

Insert

- Dimensions: 193mm (height) x 144mm (width)
- Material: Polypropylene
- Temperature Range: -10 °C to +90 °C



Article No.	Order Reference	Quantity
Kits - Holders & Inserts		
302998	ENT-GB-ETI-DUMP	10 TempWork tag holders, 10 Dumper Truck-tag inserts, 1 Pen

Article No.	Order Reference	Quantity
Inserts Only		
302996	ENT-GB-ETSI-STD-DUMP-10	10 Dumper Truck-tag inserts
302997	ENT-GB-ETSI-STD-DUMP-50	50 Dumper Truck-tag inserts

Article No.	Order Reference	Quantity
Holders Only		
198474	ENT-GB-ETSH-TW	10 Tempworks-tag Holders, 1 Pen



Holder

Insert

Excavator Tag

The Excavator Tag includes best practice steps for efficient daily pre-use excavator inspections. Users will be able to add the date of their inspection and their signature on the tag's insert attached to the equipment.

Holder

- Dimensions: 260mm (height) x 153mm (width)
- Material: ABS (Acrylonitrile Butadiene Styrene) thermoplastic
- Temperature Range: -5 °C to +65 °C
- Attachment Method: Cable Tie, Adhesive Strip

Insert

- Dimensions: 193mm (height) x 144mm (width)
- Material: Polypropylene
- Temperature Range: -10 °C to +90 °C



Article No.	Order Reference	Quantity
Kits - Holders & Inserts		
303004	ENT-GB-ETI-EXVR	10 Tempworks-tag holders, 10 Excavator-tag inserts, 1 Pen

Article No.	Order Reference	Quantity
Inserts Only		
303002	ENT-GB-ETSI-STD-EXVR-10	10 Excavator-tag inserts
303003	ENT-GB-ETSI-STD-EXVR-50	50 Excavator-tag inserts

Article No.	Order Reference	Quantity
Holders Only		
198474	ENT-GB-ETSH-TW	10 Tempworks-tag Holders, 1 Pen



Holder

Insert

Plant, vehicles, machinery and tools



Tractor Tag

The tag comprises a practical holder and writable insert system that can easily be attached to tractors by either rivet, cable tie or epoxy resin. Users will be able to add the date of their inspection and their signature on the tag's insert attached to the equipment.

Holder

- Dimensions: 260mm (height) x 153mm (width)
- Material: ABS (Acrylonitrile Butadiene Styrene) thermoplastic
- Temperature Range: -5 °C to +65 °C
- Attachment Method: Cable Tie, Adhesive Strip

Insert

- Dimensions: 193mm (height) x 144mm (width)
- Material: Polypropylene
- Temperature Range: -10 °C to +90 °C



Holder

Insert

Article No.	Order Reference	Quantity
Kits - Holders & Inserts		
303001	ENT-GB-ETI-TRAC	10 Tempworks-tag holders, 10 Tractor Tag inserts, 1 Pen

Article No.	Order Reference	Quantity
Inserts Only		
302999	ENT-GB-ETSI-STD-TRAC-10	10 Tractor-tag inserts
303000	ENT-GB-ETSI-STD-TRAC-50	50 Tractor-tag inserts

Article No.	Order Reference	Quantity
Holders Only		
198474	ENT-GB-ETSH-TW	10 Tempworks-tag Holders, 1 Pen



Emergency Equipment Inspection Tag

The tag identifies when the emergency equipment has been used, quickly showing that an inspection of the contents is required and replacements provided. Weekly checks are recorded across Fire, First Aid and Spill.

- Can be attached to a range of emergency Fire, First Aid and Spill equipment
- Tag insert records inspection dates and authorised inspector signatures
- Tag insert can be removed on failed equipment check, leaving a clear 'inspection required' message on the holder

Holder

- Dimensions: 171mm (height) x 131mm (width)
- Material: ABS (Acrylonitrile Butadiene Styrene) thermoplastic
- Temperature Range: -5 °C to +65 °C
- Attachment Method: Cable Tie, Adhesive Strip

Insert

- Dimensions: 147mm (height) x 105mm (width)
- Material: Polypropylene
- Temperature Range: -10 °C to +90 °C
- Design: Identical both sides



Holder

Insert

Article No.	Order Reference	Quantity
Kits - Holders & Inserts		
237878	OMN-GB-OTH-PORT-999	10 Omnitag holders, 10 Weekly Emergency Tag inserts, 1 Pen

Article No.	Order Reference	Quantity
Inserts Only		
237875	OMN-GB-OTSI-STD-999-10	10 Weekly Emergency Tag inserts
237876	OMN-GB-OTSI-STD-999-50	50 Weekly Emergency Tag inserts

Article No.	Order Reference	Quantity
Holders Only		
237877	OMN-GB-OTSH-999	10 Omnitag holders

Plant, vehicles, machinery and tools

Pallet Truck Tags

With the new Pallet Truck Tag from Brady Corporation, companies can increase legal compliance, support better pallet truck checks and share inspection results on the equipment itself to improve pallet truck safety.

Holder

- Dimensions: 210mm (height) x 55mm (width)
- Material: Polycarbonate
- Temperature Range: -20 °C to +130 °C
- Attachment Method: Cable Tie, Adhesive Strip

Insert

- Dimensions: 164mm (height) x 50mm (width)
- Material: Polypropylene
- Temperature Range: -10 °C to +90 °C



Article No.	Order Reference	Quantity
Kits - Holders & Inserts		
237874	MUL-GB-EITH/L-1450	10 Multitag Holders, 10 Pallet Truck Tag inserts, 1 pen

Article No.	Order Reference	Quantity
Inserts Only		
237872	MUL-GB-EITL-STD-1450-10	10 Pallet Truck Tags Inserts
237873	MUL-GB-EITL-STD-1450-50	50 Pallet Truck Tags Inserts

Article No.	Order Reference	Quantity
Holders Only		
831904	MUL-GB-EITH-A	10 Multitag Holders, 1 Pen



Holder

Insert

Powered Pallet Truck Tags

With the new Powered Pallet Truck Tag from Brady Corporation, companies can increase legal compliance, support better pallet truck checks and share inspection results on the equipment itself to improve pallet truck safety.

Holder

- Dimensions: 260mm (height) x 153mm (width)
- Material: ABS (Acrylonitrile Butadiene Styrene) thermoplastic
- Temperature Range: -5 °C to +65 °C
- Attachment Method: Cable Tie, Adhesive Strip

Insert

- Dimensions: 193mm (height) x 144mm (width)
- Material: Polypropylene
- Temperature Range: -10 °C to +90 °C



Article No.	Order Reference	Quantity
Kits - Holders & Inserts		
237854	ENT-GB-ETI-PPT	10 Entrytag Holders, 10 PPT tag Inserts, 1 Pen

Article No.	Order Reference	Quantity
Inserts Only		
237847	ENT-GB-ETSI-STD-PPT-10	10 Powered Pallet Truck Tags Inserts
237849	ENT-GB-ETSI-STD-PPT-50	50 Powered Pallet Truck Tags Inserts

Article No.	Order Reference	Quantity
Holders Only		
136550	ENT-GB-ETSH-V2-A	10 Entrytag Holders, 1 Pen



Holder

Insert

Plant, vehicles, machinery and tools



Nanotag™ for Lifting Equipment

Nanotag for lifting equipment is designed to clearly display the SWL (Safe Working Load) / Next Inspection Date Due at the point of use.

- A selection of coloured inserts are available providing the option of additional visual qualification
- NAN I insert can record the SWL (Safe Working Load) and Next Inspection Date Due

Holder

- Dimensions: 54mm (height) x 26mm (width)
- Material: Nylon
- Temperature Range: -20 °C to +80 °C
- Attachment Method: Split Ring, Cable Tie
- Extra Feature: Embedded RFID chip as standard

Insert

- Dimensions: 34mm (height) x 18mm (width)
- Material: Polypropylene
- Temperature Range: -10 °C to +90 °C
- Design: Identical both sides

Article No.	Order Reference	Text/Legend	Colour	Quantity
Kits - Holders & Inserts				
833338	NAN-PK-NAN-I-YL	Safe Working Load, Next Inspection Date Due	Black on Yellow	20 Nanotag Holders, 20 Nanotag Inserts, 1 Pen
833339	NAN-PK-NAN-I-RD	Safe Working Load, Next Inspection Date Due	White on Red	20 Nanotag Holders, 20 Nanotag Inserts, 1 Pen
833340	NAN-PK-NAN-I-GN	Safe Working Load, Next Inspection Date Due	White on Green	20 Nanotag Holders, 20 Nanotag Inserts, 1 Pen
833341	NAN-PK-NAN-I-BL	Safe Working Load, Next Inspection Date Due	White on Blue	20 Nanotag Holders, 20 Nanotag Inserts, 1 Pen
833342	NAN-PK-NAN-I-PL	Safe Working Load, Next Inspection Date Due	White on Purple	20 Nanotag Holders, 20 Nanotag Inserts, 1 Pen
833343	NAN-PK-NAN-I-OR	Safe Working Load, Next Inspection Date Due	White on Orange	20 Nanotag Holders, 20 Nanotag Inserts, 1 Pen
833344	NAN-PK-NAN-I-WH	Safe Working Load, Next Inspection Date Due	Black on White	20 Nanotag Holders, 20 Nanotag Inserts, 1 Pen

Article No.	Order Reference	Text/Legend	Colour	Quantity
Inserts Only				
833331	NAN-NAN-I-RD-20	Safe Working Load, Next Inspection Date Due	White on Red	20 Nanotag Inserts
833332	NAN-NAN-I-BL-20	Safe Working Load, Next Inspection Date Due	White on Blue	20 Nanotag Inserts
833333	NAN-NAN-I-YL-20	Safe Working Load, Next Inspection Date Due	Black on Yellow	20 Nanotag Inserts
833334	NAN-NAN-I-GN-20	Safe Working Load, Next Inspection Date Due	White on Green	20 Nanotag Inserts
833335	NAN-NAN-I-WH-20	Safe Working Load, Next Inspection Date Due	Black on White	20 Nanotag Inserts
833336	NAN-NAN-I-PL-20	Safe Working Load, Next Inspection Date Due	White on Purple	20 Nanotag Inserts
833337	NAN-NAN-I-OR-20	Safe Working Load, Next Inspection Date Due	White on Orange	20 Nanotag Inserts

Article No.	Order Reference	Text/Legend	Colour	Quantity
Holders Only				
833302	NAN-NAN-A	Reference Number	Red on White	20 Nanotag Holders, 40 Cable Ties (150mm), 1 Pen



Holder

Insert

▶ Nanotag™ holder steel cable tie attachment method

The attachment slots running through the middle of the holders are large enough to accommodate stainless steel cable ties. See page 35 for more details.



Plant, vehicles, machinery and tools

Unitag® for Lifting Equipment

Unitag for lifting equipment is designed to clearly display the SWL / Next Inspection Date Due at the point of use.


- A selection of coloured inserts are available providing the option of additional visual qualification
- UNI I insert can record the SWL (Safe Working Load) and Next Inspection Date Due
- Unitag holders can be supplied with Stainless Steel, Plastic Wire Coated Strop or Nylon attachments

Holder

- Dimensions: 50mm (diameter)
- Material: Nylon
- Temperature Range: -20 °C to +80 °C
- Attachment Method: Strop

Insert

- Dimensions: 41mm (diameter)
- Material: Polypropylene
- Temperature Range: -10 °C to +90 °C
- Design: Identical both sides



▶ Please turn to **page 40** for a Unitag how to use guide.

Article No.	Order Reference	Text/Legend	Colour	Quantity
Kits - Holders & Inserts				
832740	UNI-PK-UNI-I-RD	Safe Working Load, Next Inspection Date Due	White on Red	20 Unitag Holders, 20 Unitag Inserts, 20 Nylon Strops (225mm), 1 Pen
832741	UNI-PK-UNI-I-YL	Safe Working Load, Next Inspection Date Due	Black on Yellow	20 Unitag Holders, 20 Unitag Inserts, 20 Nylon Strops (225mm), 1 Pen
832742	UNI-PK-UNI-I-BL	Safe Working Load, Next Inspection Date Due	White on Blue	20 Unitag Holders, 20 Unitag Inserts, 20 Nylon Strops (225mm), 1 Pen
832743	UNI-PK-UNI-I-WH	Safe Working Load, Next Inspection Date Due	Black on White	20 Unitag Holders, 20 Unitag Inserts, 20 Nylon Strops (225mm), 1 Pen
832744	UNI-PK-UNI-I-PL	Safe Working Load, Next Inspection Date Due	White on Purple	20 Unitag Holders, 20 Unitag Inserts, 20 Nylon Strops (225mm), 1 Pen
832745	UNI-PK-UNI-I-OR	Safe Working Load, Next Inspection Date Due	White on Orange	20 Unitag Holders, 20 Unitag Inserts, 20 Nylon Strops (225mm), 1 Pen
832746	UNI-PK-UNI-I-GN	Safe Working Load, Next Inspection Date Due	White on Green	20 Unitag Holders, 20 Unitag Inserts, 20 Nylon Strops (225mm), 1 Pen

Article No.	Order Reference	Text/Legend	Colour	Quantity
Inserts Only				
832733	UNI-UNI-I-WH-20	Safe Working Load, Next Inspection Date Due	Black on White	20 Unitag Inserts
832734	UNI-UNI-I-PL-20	Safe Working Load, Next Inspection Date Due	White on Purple	20 Unitag Inserts
832735	UNI-UNI-I-OR-20	Safe Working Load, Next Inspection Date Due	White on Orange	20 Unitag Inserts
832736	UNI-UNI-I-GN-20	Safe Working Load, Next Inspection Date Due	White on Green	20 Unitag Inserts
832737	UNI-UNI-I-BL-20	Safe Working Load, Next Inspection Date Due	White on Blue	20 Unitag Inserts
832738	UNI-UNI-I-RD-20	Safe Working Load, Next Inspection Date Due	White on Red	20 Unitag Inserts
832739	UNI-UNI-I-YL-20	Safe Working Load, Next Inspection Date Due	Black on Yellow	20 Unitag Inserts

Article No.	Order Reference	Text/Legend	Colour	Quantity
Holders Only				
806787	UNI-UNH-6-SS-A	Do Not Use	Red on White	20 Unitag Holders, 20 Stainless Steel Strops (150mm), 1 Pen
832718	UNI-UNH-6-A	Do Not Use	Red on White	20 Unitag Holders, 20 Nylon Strops (150mm), 1 Pen
832720	UNI-UNH-6-PC-A	Do Not Use	Red on White	20 Unitag Holders, 20 Plastic Coated Wire Strops (150mm), 1 Pen
832721	UNI-UNH-9-A	Do Not Use	Red on White	20 Unitag Holders, 20 Nylon Strops (225mm), 1 Pen
832722	UNI-UNH-9-SS-A	Do Not Use	Red on White	20 Unitag Holders, 20 Stainless Steel Strops (225mm), 1 Pen
832723	UNI-UNH-9-PC-A	Do Not Use	Red on White	20 Unitag Holders, 20 Plastic Coated Wire Strops (225mm), 1 Pen
832724	UNI-UNH-12-A	Do Not Use	Red on White	20 Unitag Holders, 20 Nylon Strops (300mm), 1 Pen



▶ Keep your tags attached

For attachment, Unitag comes with plastic nylon or plastic coated wire strops as standard. If a more durable attachment is required, stainless steel strops can be added as an option.

Plant, vehicles, machinery and tools



MEWP Tag

MEWP Tag is designed to help control frequent inspections, maintenance and identification of MEWPs (Mobile Elevating Work Platforms).

- The MEWP Tag Insert contains an easy-to-follow pre-use operator checklist and space to record up to 32 inspections
- The holder provides multiple attachment options such as cable tie or adhesive.
- Ensures MEWP operators are informed of latest equipment status clearly at the point of use

Holder

- Dimensions: 260mm (height) x 153mm (width)
- Material: ABS
- Temperature Range: -5 °C to +65 °C
- Attachment Method: Cable Tie, Adhesive Strip

Insert

- Dimensions: 193mm (height) x 144mm (width)
- Material: Polypropylene
- Temperature Range: -10 °C to +90 °C

▶ Please turn to **page 41** for a MEWP tag how to use guide.

Article No.	Order Reference	Quantity
Kits - Holders & Inserts		
136136	MEWP-GB-ETI-550-V2-1-A	1 MEWP Tag Holders, 5 MEWP Tag Inserts, 1 Pen
136182	MEWP-GB-ETI-550-V2-2-A	2 MEWP Tag Holders, 10 MEWP Tag Inserts, 1 Pen
136224	MEWP-GB-ETI-550-V2-3-A	3 MEWP Tag Holders, 15 MEWP Tag Inserts, 1 Pen
136269	MEWP-GB-ETI-550-V2-4-A	4 MEWP Tag Holders, 20 MEWP Tag Inserts, 1 Pen
136313	MEWP-GB-ETI-550-V2-5-A	5 MEWP Tag Holders, 25 MEWP Tag Inserts, 1 Pen
137778	MEWP-GB-ETI-550-V2-A	10 MEWP Tag Holders, 10 MEWP Tag Inserts, 1 Pen

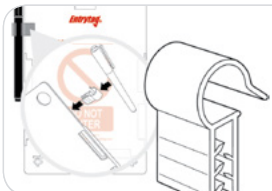
Article No.	Order Reference	Quantity
Inserts Only		
831778	MEWP-GB-ETSI-550-10	10 MEWP Tag Inserts
831779	MEWP-GB-ETSI-550-50	50 MEWP Tag Inserts

Article No.	Order Reference	Quantity
Holders Only		
137800	MEWP-GB-ETSH-550-V2-A	10 MEWP Tag Holders



Holder

Insert



▶ Pen clip holder accessory

Ensure you always have a pen at hand while completing your inspection and maintenance checks. See page 36 for more details.

Plant, vehicles, machinery and tools

Multitag®

Multitag is popular for managing production line machinery where control panels have restricted space for attachment of a tag.

- Ensures machinery operators are aware of equipment status, risks and warnings
- Records up to 12 records of Next Inspection Due Date

Holder

- Dimensions: 210mm (height) x 55mm (width)
- Material: Polycarbonate
- Temperature Range: -20 °C to +130 °C
- Attachment Method: Cable Tie, Adhesive Strip

Insert

- Dimensions: 164mm (height) x 50mm (width)
- Material: Polypropylene
- Temperature Range: -10 °C to +90 °C



Please turn to **page 41** for a Multitag how to use guide.

Article No.	Order Reference	Quantity
Kits - Holders & Inserts		
806739	MUL-GB-EITH-L-A	10 Multitag Holders, 10 Multitag Inserts, 1 Pen

Article No.	Order Reference	Quantity
Inserts Only		
806743	MUL-GB-EITL-STD-50	50 Multitag Inserts
806747	MUL-GB-EITL-STD-10	10 Multitag Inserts

Article No.	Order Reference	Quantity
Holders Only		
831904	MUL-GB-EITH-A	10 Multitag Holders



Holder

Insert

Multitag® Weekly - Weekly Inspection Tag

The Weekly Inspection Tag enables companies to increase compliance and workplace safety by showing on the equipment itself if it has been inspected and deemed fit for use.

- Comply with EU Directive 2009/104/EC by offering inspectors an easy way to demonstrate the date of their inspection and their signature
- Increase workplace safety by sharing inspection information at the asset with every worker
- Stay compliant in any weather: if applied correctly, the durable tag will stay attached and remain legible in outdoor conditions if written on with a permanent marker

Holder

- Dimensions: 210mm (height) x 55mm (width)
- Material: Polycarbonate
- Temperature Range: -20 °C to +130 °C
- Attachment Method: Cable Tie, Adhesive Strip

Insert

- Dimensions: 164mm (height) x 50mm (width)
- Material: Polypropylene
- Temperature Range: -10 °C to +90 °C



Article No.	Order Reference	Quantity
Kits - Holders & Inserts		
198481	MUL-GB-EITH-L-W	10 Multitag Holders, 10 Weekly Inspection-tag Inserts, 1 Pen

Article No.	Order Reference	Quantity
Inserts Only		
198479	MUL-GB-EITL-W-10	10 Weekly Inspection-tag Inserts
198480	MUL-GB-EITL-W-50	50 Weekly Inspection-tag Inserts

Article No.	Order Reference	Quantity
Holders Only		
831904	MUL-GB-EITH-A	10 Multitag Holders, 1 Pen



Holder

Insert

Plant, vehicles, machinery and tools



Unitag® for Machinery

Unitag for Machinery is designed to clearly display the Next Inspection Date Due / Next Test Date at the point of use.

- A selection of coloured inserts are available providing the option of additional visual qualification
- UNI GP insert records the Next Test Date
- UNI GPI insert records Next Inspection Date Due
- Unitag holders supplied with Stainless Steel, Plastic Wire Coated Strop or Nylon attachments

Holder

- Dimensions: 50mm (diameter)
- Material: Nylon
- Temperature Range: -20 °C to +80 °C
- Attachment Method: Strop

Insert

- Dimensions: 41mm (diameter)
- Material: Polypropylene
- Temperature Range: -10 °C to +90 °C
- Design: Identical both sides

Article No.	Order Reference	Text/Legend	Colour	Quantity
Kits - Holders & Inserts				
832768	UNI-PK-GPI-BL	Next Inspection Date Due	White on Blue	20 Unitag Holders, 20 Nylon Strops (225mm), 20 Unitag Inserts
832769	UNI-PK-GPI-RD	Next Inspection Date Due	White on Red	20 Unitag Holders, 20 Nylon Strops (225mm), 20 Unitag Inserts
832770	UNI-PK-GPI-GN	Next Inspection Date Due	White on Green	20 Unitag Holders, 20 Nylon Strops (225mm), 20 Unitag Inserts
832771	UNI-PK-GPI-YL	Next Inspection Date Due	Black on Yellow	20 Unitag Holders, 20 Nylon Strops (225mm), 20 Unitag Inserts
832772	UNI-PK-GPI-OR	Next Inspection Date Due	White on Orange	20 Unitag Holders, 20 Nylon Strops (225mm), 20 Unitag Inserts
832773	UNI-PK-GPI-PL	Next Inspection Date Due	White on Purple	20 Unitag Holders, 20 Nylon Strops (225mm), 20 Unitag Inserts
832774	UNI-PK-GPI-WH	Next Inspection Date Due	Black on White	20 Unitag Holders, 20 Nylon Strops (225mm), 20 Unitag Inserts
832754	UNI-PK-GP-YL	Next Test Date	Black on Yellow	20 Unitag Holders, 20 Nylon Strops (225mm), 20 Unitag Inserts
832755	UNI-PK-GP-GN	Next Test Date	White on Green	20 Unitag Holders, 20 Nylon Strops (225mm), 20 Unitag Inserts
832756	UNI-PK-GP-RD	Next Test Date	White on Red	20 Unitag Holders, 20 Nylon Strops (225mm), 20 Unitag Inserts
832758	UNI-PK-GP-BL	Next Test Date	White on Blue	20 Unitag Holders, 20 Nylon Strops (225mm), 20 Unitag Inserts
832759	UNI-PK-GP-PL	Next Test Date	White on Purple	20 Unitag Holders, 20 Nylon Strops (225mm), 20 Unitag Inserts
832760	UNI-PK-GP-OR	Next Test Date	White on Orange	20 Unitag Holders, 20 Nylon Strops (225mm), 20 Unitag Inserts

Article No.	Order Reference	Text/Legend	Colour	Quantity
Inserts Only				
806791	UNI-UNI-GPI-GN-20	Next Inspection Date Due	White on Green	20 Unitag Inserts
806795	UNI-UNI-GPI-RD-20	Next Inspection Date Due	White on Red	20 Unitag Inserts
806799	UNI-UNI-GPI-YL-20	Next Inspection Date Due	Black on Yellow	20 Unitag Inserts
832763	UNI-UNI-GPI-BL-20	Next Inspection Date Due	White on Blue	20 Unitag Inserts
832765	UNI-UNI-GPI-OR-20	Next Inspection Date Due	White on Orange	20 Unitag Inserts
832766	UNI-UNI-GPI-PL-20	Next Inspection Date Due	White on Purple	20 Unitag Inserts
832767	UNI-UNI-GPI-WH-20	Next Inspection Date Due	Black on White	20 Unitag Inserts
832747	UNI-UNI-GP-RD-20	Next Test Date	White on Red	20 Unitag Inserts
832748	UNI-UNI-GP-BL-20	Next Test Date	White on Blue	20 Unitag Inserts
832749	UNI-UNI-GP-GN-20	Next Test Date	White on Green	20 Unitag Inserts
832750	UNI-UNI-GP-OR-20	Next Test Date	White on Orange	20 Unitag Inserts
832751	UNI-UNI-GP-PL-20	Next Test Date	White on Purple	20 Unitag Inserts
832752	UNI-UNI-GP-WH-20	Next Test Date	Black on White	20 Unitag Inserts
832753	UNI-UNI-GP-YL-20	Next Test Date	Black on Yellow	20 Unitag Inserts

Article No.	Order Reference	Text/Legend	Colour	Quantity
Holders Only				
806787	UNI-UNH-6-SS-A	Do Not Use	Red on White	20 Unitag Holders, 20 Stainless Steel Strops (150mm), 1 Pen
832718	UNI-UNH-6-A	Do Not Use	Red on White	20 Unitag Holders, 20 Nylon Strops (150mm), 1 Pen
832720	UNI-UNH-6-PC-A	Do Not Use	Red on White	20 Unitag Holders, 20 Plastic Coated Wire Strops (150mm), 1 Pen
832721	UNI-UNH-9-A	Do Not Use	Red on White	20 Unitag Holders, 20 Nylon Strops (225mm), 1 Pen
832722	UNI-UNH-9-SS-A	Do Not Use	Red on White	20 Unitag Holders, 20 Stainless Steel Strops (225mm), 1 Pen
832723	UNI-UNH-9-PC-A	Do Not Use	Red on White	20 Unitag Holders, 20 Plastic Coated Wire Strops (225mm), 1 Pen
832724	UNI-UNH-12-A	Do Not Use	Red on White	20 Unitag Holders, 20 Nylon Strops (300mm), 1 Pen



Holder

Insert



Insert

Legend: Next Inspection Date Due



Insert

Legend: Next Test Date

Plant, vehicles, machinery and tools

Nanotag™ for Machinery

Nanotag for Machinery is designed to clearly display the Next Inspection Date Due / Next Test Date at the point of use.

- Perfect when space is at a premium!
- A selection of coloured inserts are available providing the option of additional visual qualification
- NAN GP insert records the Next Test Date
- NAN GPI insert records Next Inspection Date Due

Holder

- Dimensions: 54mm (height) x 26mm (width)
- Material: Nylon
- Temperature Range: -20 °C to +80 °C
- Attachment Method: Split Ring, Cable Tie
- Extra Feature: Embedded RFID chip as standard

Insert

- Dimensions: 34mm (height) x 18mm (width)
- Material: Polypropylene
- Temperature Range: -10 °C to +90 °C
- Design: Identical both sides

Article No.	Order Reference	Text/Legend	Colour	Quantity
Kits - Holders & Inserts				
833310	NAN-PK-GP-BL	Next Test Date	White on Blue	20 Nanotag Holders, 20 Nanotag Inserts, 1 Pen
833311	NAN-PK-GP-PL	Next Test Date	White on Purple	20 Nanotag Holders, 20 Nanotag Inserts, 1 Pen
833312	NAN-PK-GP-YL	Next Test Date	Black on Yellow	20 Nanotag Holders, 20 Nanotag Inserts, 1 Pen
833313	NAN-PK-GP-GN	Next Test Date	White on Green	20 Nanotag Holders, 20 Nanotag Inserts, 1 Pen
833314	NAN-PK-GP-OR	Next Test Date	White on Orange	20 Nanotag Holders, 20 Nanotag Inserts, 1 Pen
833315	NAN-PK-GP-RD	Next Test Date	White on Red	20 Nanotag Holders, 20 Nanotag Inserts, 1 Pen
833316	NAN-PK-GP-WH	Next Test Date	Black on White	20 Nanotag Holders, 20 Nanotag Inserts, 1 Pen
833324	NAN-PK-GPI-PL	Next Inspection Date Due	White on Purple	20 Nanotag Holders, 20 Nanotag Inserts, 1 Pen
833325	NAN-PK-GPI-BL	Next Inspection Date Due	White on Blue	20 Nanotag Holders, 20 Nanotag Inserts, 1 Pen
833326	NAN-PK-GPI-GN	Next Inspection Date Due	White on Green	20 Nanotag Holders, 20 Nanotag Inserts, 1 Pen
833327	NAN-PK-GPI-RD	Next Inspection Date Due	White on Red	20 Nanotag Holders, 20 Nanotag Inserts, 1 Pen
833328	NAN-PK-GPI-OR	Next Inspection Date Due	White on Orange	20 Nanotag Holders, 20 Nanotag Inserts, 1 Pen
833329	NAN-PK-GPI-WH	Next Inspection Date Due	Black on White	20 Nanotag Holders, 20 Nanotag Inserts, 1 Pen
833330	NAN-PK-GPI-YL	Next Inspection Date Due	Black on Yellow	20 Nanotag Holders, 20 Nanotag Inserts, 1 Pen



Holder

Insert



Inserts Only
Legend: Next Inspection Date Due



Inserts Only
Legend: Next Test Date

Article No.	Order Reference	Text/Legend	Colour	Quantity
Inserts Only				
833303	NAN-NAN-GP-OR-20	Next Test Date	White on Orange	20 Nanotag Inserts
833304	NAN-NAN-GP-YL-20	Next Test Date	Black on Yellow	20 Nanotag Inserts
833305	NAN-NAN-GP-BL-20	Next Test Date	White on Blue	20 Nanotag Inserts
833306	NAN-NAN-GP-GN-20	Next Test Date	White on Green	20 Nanotag Inserts
833307	NAN-NAN-GP-RD-20	Next Test Date	White on Red	20 Nanotag Inserts
833308	NAN-NAN-GP-WH-20	Next Test Date	Black on White	20 Nanotag Inserts
833309	NAN-NAN-GP-PL-20	Next Test Date	White on Purple	20 Nanotag Inserts
833317	NAN-NAN-GPI-YL-20	Next Inspection Date Due	Black on Yellow	20 Nanotag Inserts
833318	NAN-NAN-GPI-OR-20	Next Inspection Date Due	White on Orange	20 Nanotag Inserts
833319	NAN-NAN-GPI-RD-20	Next Inspection Date Due	White on Red	20 Nanotag Inserts
833320	NAN-NAN-GPI-BL-20	Next Inspection Date Due	White on Blue	20 Nanotag Inserts
833321	NAN-NAN-GPI-GN-20	Next Inspection Date Due	White on Green	20 Nanotag Inserts
833322	NAN-NAN-GPI-PL-20	Next Inspection Date Due	White on Purple	20 Nanotag Inserts
833323	NAN-NAN-GPI-WH-20	Next Inspection Date Due	Black on White	20 Nanotag Inserts

Article No.	Order Reference	Text/Legend	Colour	Quantity
Holders Only				
833302	NAN-NAN-A	Reference Number	Red on White	20 Nanotag Holders, 40 Cable Ties (150mm), 1 Pen

Plant, vehicles, machinery and tools

Microtag® for Machinery

Microtag for Machinery is designed to clearly display the Next Inspection Date Due / Next Test Date at the point of use.

- A selection of coloured inserts are available providing the option of additional visual qualification
- MTI GP insert records the Next Test Date
- MTI GPI insert records Next Inspection Date Due
- A barcoded Microtag holder is also available

Holder

- Dimensions: 47mm (height) x 30mm (width)
- Material: Nylon
- Temperature Range: -20 °C to +80 °C
- Attachment Method: Cable Tie, Adhesive Strip

Insert

- Dimensions: 81mm (height) x 38mm (width)
- Material: Polypropylene
- Temperature Range: -10 °C to +90 °C
- Design: Identical both sides

Article No.	Order Reference	Text/Legend	Colour	Quantity
Kits - Holders & Inserts				
832015	MIC-PK-GPI-YL	Next Inspection Date Due	Black on Yellow	20 Microtag Holders, 20 Microtag Inserts, 1 Pen
832016	MIC-PK-GPI-PL	Next Inspection Date Due	White on Purple	20 Microtag Holders, 20 Microtag Inserts, 1 Pen
832017	MIC-PK-GPI-WH	Next Inspection Date Due	Black on White	20 Microtag Holders, 20 Microtag Inserts, 1 Pen
832018	MIC-PK-GPI-RD	Next Inspection Date Due	White on Red	20 Microtag Holders, 20 Microtag Inserts, 1 Pen
832019	MIC-PK-GPI-OR	Next Inspection Date Due	White on Orange	20 Microtag Holders, 20 Microtag Inserts, 1 Pen
832020	MIC-PK-GPI-GN	Next Inspection Date Due	White on Green	20 Microtag Holders, 20 Microtag Inserts, 1 Pen
832021	MIC-PK-GPI-BL	Next Inspection Date Due	White on Blue	20 Microtag Holders, 20 Microtag Inserts, 1 Pen
831987	MIC-PK-GP-GN	Next Test Date	White on Green	20 Microtag Holders, 20 Microtag Inserts, 1 Pen
831988	MIC-PK-GP-BL	Next Test Date	White on Blue	20 Microtag Holders, 20 Microtag Inserts, 1 Pen
831989	MIC-PK-GP-RD	Next Test Date	White on Red	20 Microtag Holders, 20 Microtag Inserts, 1 Pen
831990	MIC-PK-GP-OR	Next Test Date	White on Orange	20 Microtag Holders, 20 Microtag Inserts, 1 Pen
831991	MIC-PK-GP-YL	Next Test Date	Black on Yellow	20 Microtag Holders, 20 Microtag Inserts, 1 Pen
831992	MIC-PK-GP-PL	Next Test Date	White on Purple	20 Microtag Holders, 20 Microtag Inserts, 1 Pen
831993	MIC-PK-GP-WH	Next Test Date	Black on White	20 Microtag Holders, 20 Microtag Inserts, 1 Pen



Insert

Holder



Insert

Legend: Next Inspection Date Due

Insert

Legend: Next Test Date

Article No.	Order Reference	Text/Legend	Colour	Quantity
Inserts Only				
806731	MIC-MTI-GPI-RD-20	Next Inspection Date Due	White on Red	20 Microtag Inserts
806735	MIC-MTI-GPI-YL-20	Next Inspection Date Due	Black on Yellow	20 Microtag Inserts
832008	MIC-MTI-GPI-BL-20	Next Inspection Date Due	White on Blue	20 Microtag Inserts
832009	MIC-MTI-GPI-GN-20	Next Inspection Date Due	White on Green	20 Microtag Inserts
832010	MIC-MTI-GPI-OR-20	Next Inspection Date Due	White on Orange	20 Microtag Inserts
832011	MIC-MTI-GPI-PL-20	Next Inspection Date Due	White on Purple	20 Microtag Inserts
832012	MIC-MTI-GPI-WH-20	Next Inspection Date Due	Black on White	20 Microtag Inserts
831981	MIC-MTI-GP-BL-20	Next Test Date	White on Blue	20 Microtag Inserts
831982	MIC-MTI-GP-GN-20	Next Test Date	White on Green	20 Microtag Inserts
831983	MIC-MTI-GP-OR-20	Next Test Date	White on Orange	20 Microtag Inserts
831984	MIC-MTI-GP-PL-20	Next Test Date	White on Purple	20 Microtag Inserts
831985	MIC-MTI-GP-WH-20	Next Test Date	Black on White	20 Microtag Inserts
831986	MIC-MTI-GP-YL-20	Next Test Date	Black on Yellow	20 Microtag Inserts

Article No.	Order Reference	Text/Legend	Colour	Quantity
Holders Only				
806723	MIC-MTH-A	Do Not Use Equipment	Red on White	20 Microtag Holders, 40 Cable Ties (150mm), 1 Pen
831979	MIC-MTH-BARCODE-A	Do Not Use Equipment	Red on White	20 Microtag Bar-Code Holders, 40 Cable Ties (150mm), 1 Pen



Barcoded Holder

Plant, vehicles, machinery and tools

Microtag® for Electrical Equipment

Microtag for Electrical Equipment is designed to clearly display the Next Test Date at the point of use.


- A selection of coloured inserts are available providing the option of additional visual qualification
- MTI GP insert records the Next Test Date
- A barcoded Microtag holder is also available

Holder

- Dimensions: 47mm (height) x 30mm (width)
- Material: Nylon
- Temperature Range: -20 °C to +80 °C
- Attachment Method: Cable Tie, Adhesive Strip

Insert

- Dimensions: 81mm (height) x 38mm (width)
- Material: Polypropylene
- Temperature Range: -10 °C to +90 °C
- Design: Identical both sides



▶ Please turn to **page 40** for a Microtag how to use guide

Article No.	Order Reference	Text/Legend	Colour	Quantity
Kits - Holders & Inserts				
831987	MIC-PK-GP-GN	Next Test Date	White on Green	20 Microtag Holders, 20 Microtag Inserts, 1 Pen
831988	MIC-PK-GP-BL	Next Test Date	White on Blue	20 Microtag Holders, 20 Microtag Inserts, 1 Pen
831989	MIC-PK-GP-RD	Next Test Date	White on Red	20 Microtag Holders, 20 Microtag Inserts, 1 Pen
831990	MIC-PK-GP-OR	Next Test Date	White on Orange	20 Microtag Holders, 20 Microtag Inserts, 1 Pen
831991	MIC-PK-GP-YL	Next Test Date	Black on Yellow	20 Microtag Holders, 20 Microtag Inserts, 1 Pen
831992	MIC-PK-GP-PL	Next Test Date	White on Purple	20 Microtag Holders, 20 Microtag Inserts, 1 Pen
831993	MIC-PK-GP-WH	Next Test Date	Black on White	20 Microtag Holders, 20 Microtag Inserts, 1 Pen

Article No.	Order Reference	Text/Legend	Colour	Quantity
Inserts Only				
831980	MIC-MTI-GP-RD-20	Next Test Date	White on Red	20 Microtag Inserts
831981	MIC-MTI-GP-BL-20	Next Test Date	White on Blue	20 Microtag Inserts
831982	MIC-MTI-GP-GN-20	Next Test Date	White on Green	20 Microtag Inserts
831983	MIC-MTI-GP-OR-20	Next Test Date	White on Orange	20 Microtag Inserts
831984	MIC-MTI-GP-PL-20	Next Test Date	White on Purple	20 Microtag Inserts
831985	MIC-MTI-GP-WH-20	Next Test Date	Black on White	20 Microtag Inserts
831986	MIC-MTI-GP-YL-20	Next Test Date	Black on Yellow	20 Microtag Inserts

Article No.	Order Reference	Text/Legend	Colour	Quantity
Holders Only				
806723	MIC-MTH-A	Do Not Use Equipment	Red on White	20 Microtag Holders, 40 Cable Ties (150mm), 1 Pen
831979	MIC-MTH-BARCODE-A	Do Not Use Equipment	Red on White	20 Microtag Bar-Code Holders, 40 Cable Ties (150mm), 1 Pen



Insert

Holder



▶ Microtag® nylon cable tie attachment method

The Brady Visual Tagging Solutions illustrated in this catalogue are available in a variety of languages. For the product order codes corresponding to the relevant languages, please turn to pages 35.

Plant, vehicles, machinery and tools



Nanotag™ for Electrical Equipment

Nanotag for Electrical Equipment is designed to clearly display the Next Test Date at the point of use.

- A selection of coloured inserts are available providing the option of additional visual qualification
- NAN GP insert records the Next Test

Holder

- Dimensions: 54mm (height) x 26mm (width)
- Material: Nylon
- Temperature Range: -20 °C to +80 °C
- Attachment Method: Split Ring, Cable Tie
- Extra Feature: Embedded RFID chip as standard

Insert

- Dimensions: 34mm (height) x 18mm (width)
- Material: Polypropylene
- Temperature Range: -10 °C to +90 °C
- Design: Identical both sides

▶ Please turn to **page 39** for a Nanotag how to use guide.

Article No.	Order Reference	Text/Legend	Colour	Quantity
Kits - Holders & Inserts				
833310	NAN-PK-GP-BL	Next Test Date	White on Blue	20 Nanotag Holders, 20 Nanotag Inserts, 1 Pen
833311	NAN-PK-GP-PL	Next Test Date	White on Purple	20 Nanotag Holders, 20 Nanotag Inserts, 1 Pen
833312	NAN-PK-GP-YL	Next Test Date	Black on Yellow	20 Nanotag Holders, 20 Nanotag Inserts, 1 Pen
833313	NAN-PK-GP-GN	Next Test Date	White on Green	20 Nanotag Holders, 20 Nanotag Inserts, 1 Pen
833314	NAN-PK-GP-OR	Next Test Date	White on Orange	20 Nanotag Holders, 20 Nanotag Inserts, 1 Pen
833315	NAN-PK-GP-RD	Next Test Date	White on Red	20 Nanotag Holders, 20 Nanotag Inserts, 1 Pen
833316	NAN-PK-GP-WH	Next Test Date	Black on White	20 Nanotag Holders, 20 Nanotag Inserts, 1 Pen

Article No.	Order Reference	Text/Legend	Colour	Quantity
Inserts Only				
833303	NAN-NAN-GP-OR-20	Next Test Date	White on Orange	20 Nanotag Inserts
833304	NAN-NAN-GP-YL-20	Next Test Date	Black on Yellow	20 Nanotag Inserts
833305	NAN-NAN-GP-BL-20	Next Test Date	White on Blue	20 Nanotag Inserts
833306	NAN-NAN-GP-GN-20	Next Test Date	White on Green	20 Nanotag Inserts
833307	NAN-NAN-GP-RD-20	Next Test Date	White on Red	20 Nanotag Inserts
833308	NAN-NAN-GP-WH-20	Next Test Date	Black on White	20 Nanotag Inserts
833309	NAN-NAN-GP-PL-20	Next Test Date	White on Purple	20 Nanotag Inserts

Article No.	Order Reference	Text/Legend	Colour	Quantity
Holders Only				
833302	NAN-NAN-A	Reference Number	Red on White	20 Nanotag Holders, 40 Cable Ties (150mm), 1 Pen



Holder

Insert



▶ Nanotag™ holder steel cable tie attachment method

The attachment slots running through the middle of the holders are large enough to accommodate stainless steel cable ties. See page 35 for more details.

Plant, vehicles, machinery and tools

Nanotag™ for Fire and Emergency Equipment

Nanotag for Fire and Emergency Equipment is designed to clearly display the Next Inspection Date Due at the point of use.

- A selection of coloured inserts are available providing the option of additional visual qualification
- NAN GPI insert records Next Inspection Date Due and equipment reference number

Holder

- Dimensions: 54mm (height) x 26mm (width)
- Material: Nylon
- Temperature Range: -20 °C to +80 °C
- Attachment Method: Split Ring, Cable Tie
- Extra Feature: Embedded RFID chip as standard

Insert

- Dimensions: 34mm (height) x 18mm (width)
- Material: Polypropylene
- Temperature Range: -10 °C to +90 °C
- Design: Identical both sides



▶ Please turn to **page 39** for a Nanotag how to use guide.

Article No.	Order Reference	Text/Legend	Colour	Quantity
Kits - Holders & Inserts				
833324	NAN-PK-GPI-PL	Next Inspection Date Due	White on Purple	20 Nanotag Holders, 20 Nanotag Inserts, 1 Pen
833325	NAN-PK-GPI-BL	Next Inspection Date Due	White on Blue	20 Nanotag Holders, 20 Nanotag Inserts, 1 Pen
833326	NAN-PK-GPI-GN	Next Inspection Date Due	White on Green	20 Nanotag Holders, 20 Nanotag Inserts, 1 Pen
833327	NAN-PK-GPI-RD	Next Inspection Date Due	White on Red	20 Nanotag Holders, 20 Nanotag Inserts, 1 Pen
833328	NAN-PK-GPI-OR	Next Inspection Date Due	White on Orange	20 Nanotag Holders, 20 Nanotag Inserts, 1 Pen
833329	NAN-PK-GPI-WH	Next Inspection Date Due	Black on White	20 Nanotag Holders, 20 Nanotag Inserts, 1 Pen
833330	NAN-PK-GPI-YL	Next Inspection Date Due	Black on Yellow	20 Nanotag Holders, 20 Nanotag Inserts, 1 Pen

Article No.	Order Reference	Text/Legend	Colour	Quantity
Inserts Only				
833317	NAN-NAN-GPI-YL-20	Next Inspection Date Due	Black on Yellow	20 Nanotag Inserts
833318	NAN-NAN-GPI-OR-20	Next Inspection Date Due	White on Orange	20 Nanotag Inserts
833319	NAN-NAN-GPI-RD-20	Next Inspection Date Due	White on Red	20 Nanotag Inserts
833320	NAN-NAN-GPI-BL-20	Next Inspection Date Due	White on Blue	20 Nanotag Inserts
833321	NAN-NAN-GPI-GN-20	Next Inspection Date Due	White on Green	20 Nanotag Inserts
833322	NAN-NAN-GPI-PL-20	Next Inspection Date Due	White on Purple	20 Nanotag Inserts
833323	NAN-NAN-GPI-WH-20	Next Inspection Date Due	Black on White	20 Nanotag Inserts

Article No.	Order Reference	Text/Legend	Colour	Quantity
Holders Only				
833302	NAN-NAN-A	Reference Number	Red on White	20 Nanotag Holders, 40 Cable Ties (150mm), 1 Pen



Holder

Insert

▶ Nanotag™ holder split ring attachment method

The attachment holes in the holders are large enough to accommodate split rings. See page 35 for more details.



Plant, vehicles, machinery and tools



Microtag® for HAVs - Max. Daily Use

Microtag for Hand Arm Vibration is designed to record exposure to vibration and noise levels and inform the operator of the equipment at the point of use.

- Record Tool ID, Test Date, Vibration Magnitude, Max. Daily Use and Noise Level
- A selection of coloured inserts are available providing the option of additional visual qualification

Holder

- Dimensions: 47mm (height) x 30mm (width)
- Material: Nylon
- Temperature Range: -20 °C to +80 °C
- Attachment Method: Cable Tie, Adhesive Strip

Insert

- Dimensions: 81mm (height) x 38mm (width)
- Material: Polypropylene
- Temperature Range: -10 °C to +90 °C
- Design: Identical both sides



Please turn to **page 40** for a Microtag how to use guide.

Article No.	Order Reference	Text/Legend	Colour	Quantity
Kits - Holders & Inserts				
832029	MIC-PK-MTI-405-BL	Vibration - Max. Daily Use	White on Blue	20 Microtag Holders, 20 Microtag Inserts, 1 Pen
832030	MIC-PK-MTI-405-GN	Vibration - Max. Daily Use	White on Green	20 Microtag Holders, 20 Microtag Inserts, 1 Pen
832031	MIC-PK-MTI-405-OR	Vibration - Max. Daily Use	White on Orange	20 Microtag Holders, 20 Microtag Inserts, 1 Pen
832032	MIC-PK-MTI-405-RD	Vibration - Max. Daily Use	White on Red	20 Microtag Holders, 20 Microtag Inserts, 1 Pen
832033	MIC-PK-MTI-405-YL	Vibration - Max. Daily Use	Black on Yellow	20 Microtag Holders, 20 Microtag Inserts, 1 Pen
832034	MIC-PK-MTI-405-WH	Vibration - Max. Daily Use	Black on White	20 Microtag Holders, 20 Microtag Inserts, 1 Pen
832035	MIC-PK-MTI-405-PL	Vibration - Max. Daily Use	White on Purple	20 Microtag Holders, 20 Microtag Inserts, 1 Pen

Article No.	Order Reference	Text/Legend	Colour	Quantity
Inserts Only				
832022	MIC-MTI-405-PL-20	Vibration - Max. Daily Use	White on Purple	20 Microtag Inserts
832023	MIC-MTI-405-OR-20	Vibration - Max. Daily Use	White on Orange	20 Microtag Inserts
832024	MIC-MTI-405-YL-20	Vibration - Max. Daily Use	Black on Yellow	20 Microtag Inserts
832025	MIC-MTI-405-BL-20	Vibration - Max. Daily Use	White on Blue	20 Microtag Inserts
832026	MIC-MTI-405-RD-20	Vibration - Max. Daily Use	White on Red	20 Microtag Inserts
832027	MIC-MTI-405-GN-20	Vibration - Max. Daily Use	White on Green	20 Microtag Inserts
832028	MIC-MTI-405-WH-20	Vibration - Max. Daily Use	Black on White	20 Microtag Inserts

Article No.	Order Reference	Text/Legend	Colour	Quantity
Holders Only				
806723	MIC-MTH-A	Do Not Use Equipment	Red on White	20 Microtag Holders, 40 Cable Ties (150mm), 1 Pen
831979	MIC-MTH-BARCODE-A	Do Not Use Equipment	Red on White	20 Microtag Bar-Code Holders, 40 Cable Ties (150mm), 1 Pen



Plant, vehicles, machinery and tools

Microtag® for HAVs - Vibration/Points System

Microtag for Hand Arm Vibration is designed to record exposure to vibration and points per hour.

- Record Tool ID, Test Date, Vibration Magnitude, Max. Daily Use, Points per Hour
- A selection of coloured inserts are available providing the option of additional visual qualification

Holder

- Dimensions: 81mm (height) x 38mm (width)
- Material: Nylon
- Temperature Range: -20 °C to +80 °C
- Attachment Method: Cable Tie, Adhesive Strip

Insert

- Dimensions: 47mm (height) x 30mm (width)
- Material: Polypropylene
- Temperature Range: -10 °C to +90 °C
- Design: Identical both sides



▶ Please turn to **page 40** for a Microtag how to use guide.

Article No.	Order Reference	Text/Legend	Colour	Quantity
Kits - Holders & Inserts				
832043	MIC-PK-MTI-451-OR	Vibration - Points Per Hour	White on Orange	20 Microtag Holders, 20 Microtag Inserts, 1 Pen
832044	MIC-PK-MTI-451-GN	Vibration - Points Per Hour	White on Green	20 Microtag Holders, 20 Microtag Inserts, 1 Pen
832045	MIC-PK-MTI-451-RD	Vibration - Points Per Hour	White on Red	20 Microtag Holders, 20 Microtag Inserts, 1 Pen
832046	MIC-PK-MTI-451-YL	Vibration - Points Per Hour	Black on Yellow	20 Microtag Holders, 20 Microtag Inserts, 1 Pen
832047	MIC-PK-MTI-451-BL	Vibration - Points Per Hour	White on Blue	20 Microtag Holders, 20 Microtag Inserts, 1 Pen
832048	MIC-PK-MTI-451-PL	Vibration - Points Per Hour	White on Purple	20 Microtag Holders, 20 Microtag Inserts, 1 Pen
832049	MIC-PK-MTI-451-WH	Vibration - Points Per Hour	Black on White	20 Microtag Holders, 20 Microtag Inserts, 1 Pen

Article No.	Order Reference	Text/Legend	Colour	Quantity
Inserts Only				
832036	MIC-MTI-451-PL-20	Vibration - Points Per Hour	White on Purple	20 Microtag Inserts
832037	MIC-MTI-451-GN-20	Vibration - Points Per Hour	White on Green	20 Microtag Inserts
832038	MIC-MTI-451-BL-20	Vibration - Points Per Hour	White on Blue	20 Microtag Inserts
832039	MIC-MTI-451-YL-20	Vibration - Points Per Hour	Black on Yellow	20 Microtag Inserts
832040	MIC-MTI-451-RD-20	Vibration - Points Per Hour	White on Red	20 Microtag Inserts
832041	MIC-MTI-451-OR-20	Vibration - Points Per Hour	White on Orange	20 Microtag Inserts
832042	MIC-MTI-451-WH-20	Vibration - Points Per Hour	Black on White	20 Microtag Inserts

Article No.	Order Reference	Text/Legend	Colour	Quantity
Holders Only				
806723	MIC-MTH-A	Do Not Use Equipment	Red on White	20 Microtag Holders, 40 Cable Ties (150mm), 1 Pen
831979	MIC-MTH-BAR-CODE-A	Do Not Use Equipment	Red on White	20 Microtag Bar-Code Holders, 40 Cable Ties (150mm), 1 Pen



Insert

Holder

Working at height



Scafftag® MK1

The world leading Visual Tagging System for scaffolding to help prevent working at height hazards and manage scaffolding inspection procedures.

- A Scafftag should be fitted at all access points (normally ladder access) from first build stage and remain on the structure until dismantle
- Record all important details relating to the scaffold class, contact details etc.
- Record the signature, time and date of up to 12 inspections per insert
- Holder loop compatible with both Tube and Clip and System scaffolding

Holder

- Dimensions: 356mm (height) x 91mm (width)
- Material: Nylon
- Temperature Range: -20 °C to +80 °C
- Attachment Method: Hung, Cable Tie

Insert

- Dimensions: 208mm (height) x 85mm (width)
- Material: Polypropylene
- Temperature Range: -10 °C to +90 °C



Holder

Insert

▶ Please turn to **page 42** for a Scafftag how to use guide.

Article No.	Order Reference	Quantity
Kits - Holders & Inserts		
806755	SCAF-STSH-A	10 Scafftag MK1 Holders, 20 Scafftag MK1 Inserts, 1 Pen

Article No.	Order Reference	Quantity
Inserts Only		
806759	SCAF-STSI-STD-50	50 Scafftag MK1 Inserts
831418	SCAF-STSI-STD-10	10 Scafftag MK1 Inserts

Article No.	Order Reference	Quantity
Holders Only		
831415	SCAF-STH-A	10 Scafftag MK1 Holders, 1 Pen

Scafftag® MK2

Scafftag MK2 is a larger version of our standard scaffolding tag. The holder is larger with more inspection records available on the insert (22). Scafftag MK2 helps prevent working at height hazards and manage scaffolding inspection procedures.

- A Scafftag should be fitted at all access points (normally ladder access) from first build stage and remain on the structure until dismantle
- Record all important details relating to the scaffolding build; class it's erected for, contact details etc
- Record the signature, time and date of upto 22 inspections per insert
- Holder loop compatible with both Tube and Clip and System scaffolding

Holder

- Dimensions: 285mm (height) x 151mm (width)
- Material: ABS
- Temperature Range: -20 °C to +80 °C
- Attachment Method: Hung, Cable Tie

Insert

- Dimensions: 193mm (height) x 144mm (width)
- Material: Polypropylene
- Temperature Range: -10 °C to +90 °C

Article No.	Order Reference	Quantity
Kits - Holders & Inserts		
833755	STSH MK2	10 Scafftag MK2 Holders, 20 Scafftag MK2 Inserts, 1 Pen

Article No.	Order Reference	Quantity
Inserts Only		
833756	STSI 369 ETS	10 Scafftag MK2 Inserts

Article No.	Order Reference	Quantity
Holders Only		
833754	STH 2	10 Scafftag MK2 Holders, 1 Pen



Holder

Insert

Scaffolding Special Status Inserts

Special Status Inserts are designed to operate with Scafftag holders and provide a visual warning to users that the scaffold is not to be used.

Insert

- Dimensions: 208mm (height) x 85mm (width)
- Material: Polypropylene
- Temperature Range: -10 °C to +90 °C

Article No.	Order Reference	Text/Legend	Quantity
831425	SCAF-STSI-PD-10	Awaiting Dismantle Do Not Use Scaffold	10 Special Status Inserts
831427	SCAF-STSI-S22-10	Scaffold Not To Be Used Beyond This Point	10 Special Status Inserts



Inserts Only
Legend: Awaiting Dismantle Do Not Use Scaffold



Inserts Only
Legend: Scaffold Not To Be Used Beyond This Point

Scaffolding Prohibition Inserts

Scaffolding Prohibition Inserts are designed to operate with Scafftag holders helping to identify working at height hazards and efficiently manage inspection procedures.

- Clearly identify at access point the reasons why the scaffolding has been found unsafe to use

MK 1 Insert

- Dimensions: 208mm (height) x 85mm (width)
- Material: Polypropylene
- Temperature Range: -10 °C to +90 °C

MK2 Insert

- Dimensions: 193mm (height) x 144mm (width)
- Material: Polypropylene
- Temperature Range: -10 °C to +90 °C

Article No.	Order Reference	Quantity
831429	SCAF-STSI-PRO-10	10 Prohibition MK1 Inserts
833757	STSIP ETS	10 Prohibition MK2 Inserts



SCAF-STSI-PRO-10



STSIP-ETS

Structural Tie Tags

Structural Tie tags have two offers. The Structural Tie test tag for the 5% of ties that require testing, and most importantly, the 'Do Not Remove Tie' tag for all the other ties.

Structural Tie Test Tag

Records the Tie Test Date, Test Load Applied, Required Tensile Strength and a unique number for ongoing monitoring.

Structural Tie Warning Tag

A prohibition tag for structural ties that have not been tested.

- Dimensions: 150mm (height) x 80mm (width)
- Material: Polypropylene
- Temperature Range: -10 °C to +90 °C

Article No.	Order Reference	Text/Legend	Quantity
831436	SUND-MISC-189-50	Do Not Remove This Tie Or Tag	50 Structural Tie Test Tags
831437	SUND-MISC-190-50	Do Not Remove Scaffold Tie	50 Structural Tie Warning Tags



Legend: Do Not Remove This Tie Or Tag



Legend: Do Not Remove Scaffold Tie

Working at height



Quarantine Tag

Quarantine Tag is a great source of safety communication and compliance in the workplace. Quickly leave equipment, tools or scaffold in prohibition and clearly communicate who did it and why.

Write with any pen in the comments box, wrap it around the asset and pull off the paper strip, revealing a see through sticky strip - it then seals in the text; hangs like a flag, showing 'quarantined' on one side and the details on the other.



Article No.	Order Reference	Quantity
833753	MISC 160	50 Quarantine Strip Tags



Towertag®

Towertag is designed to monitor the movement, build and inspection of a Tower at the point of use. Easily identify the user and/or the contractor responsible for the tower.

- Make information regarding the mobile towers build easily available
- Record up to 8 Mobile Tower movements
- Up to 10 records of inspections

Holder

- Dimensions: 356mm (height) x 91mm (width)
- Material: Nylon
- Temperature Range: -20 °C to +80 °C
- Attachment Method: Hung, Cable Tie, Insert can be secured to the holder for added security.

Insert

- Dimensions: 208mm (height) x 85mm (width)
- Material: Polypropylene
- Temperature Range: -10 °C to +90 °C



Holder

Insert

▶ Please turn to **page 43** for a Towertag how to use guide.

Article No.	Order Reference	Quantity
Kits - Holders & Inserts		
831416	SCAF-STSH-368-SLIT-A	10 Towertag Holders, 20 Towertag Inserts, 1 Pen

Article No.	Order Reference	Quantity
Inserts Only		
831422	SCAF-STSI-368-STD-10	10 Towertag Inserts
831423	SCAF-STSI-368-STD-20	20 Towertag Inserts
831424	SCAF-STSI-368-STD-50	50 Towertag Inserts

Article No.	Order Reference	Quantity
Holders Only		
831417	SCAF-STH-368-SLIT-A	10 Towertag Holders

Laddertag®

Laddertag designed in line with BS EN 131 identifies Professional or Non-professional ladder types, unique ID number and risk assessment period (not to exceed 12 months). Pre-use and In-use checks on the reverse for ease of reference.

- Record unique ladder reference number, intended ladder use, risk assessment period and inspections due
- Record up to 12 ladder inspection due dates
- Laddertag insert contains pre-use checklist

Holder

- Dimensions: 210mm (height) x 55mm (width)
- Material: Polycarbonate
- Temperature Range: -20 °C to +130 °C
- Attachment Method: Cable Tie, Adhesive Strip, Rivets (for wooden ladders)

Insert

- Dimensions: 164mm (height) x 50mm (width)
- Material: Polypropylene
- Temperature Range: -10 °C to +90 °C



▶ Please turn to **page 42** for a Laddertag how to use guide.

Article No.	Order Reference	Quantity
Kits - Holders & Inserts		
806711	LAD-GB-EITH-L12-A	10 Laddertag Holders, 10 Laddertag Inserts, 1 Pen

Article No.	Order Reference	Quantity
Inserts Only		
806715	LAD-GB-EITL-12-50	50 Laddertag Inserts
806719	LAD-GB-EITL-12-10	10 Laddertag Inserts

Article No.	Order Reference	Quantity
Holders Only		
831850	LAD-GB-EITH-12-A	10 Laddertag Holders



Holder

Insert

▶ Future-proof your Tagging Systems with RFID Technology

RFID chips can be added to Laddertag on request and the option of including the technology in other Brady tags, from Microtag to Scafftag, is also available. For information on future-proofing your Brady Visual Tagging Solutions with RFID technology, contact your nearest customer services department. Contacts for Brady customer services are listed on the back cover of this catalogue.



Working at height



Microtag® for Steps and Stools

Microtag for Steps & Stools is designed to clearly display the Next Inspection Date Due at the point of use.

- A selection of coloured inserts are available providing the option of additional visual qualification
- A barcoded Microtag holder is also available
- An RFID chip can be attached to the holder for asset tracking with our Safetrak app

Holder

- Dimensions: 81mm (height) x 38mm (width)
- Material: Nylon
- Temperature Range: -20 °C to +80 °C
- Attachment Method: Cable Tie, Adhesive Strip

Insert

- Dimensions: 47mm (height) x 30mm (width)
- Material: Polypropylene
- Temperature Range: -10 °C to +90 °C
- Design: Identical both sides

▶ Please turn to **page 40** for a Microtag how to use guide.

Article No.	Order Reference	Text/Legend	Colour	Quantity
Kits - Holders & Inserts				
832015	MIC-PK-GPI-YL	Next Inspection Date Due	Black on Yellow	20 Microtag Holders, 20 Microtag Inserts, 1 Pen
832016	MIC-PK-GPI-PL	Next Inspection Date Due	White on Purple	20 Microtag Holders, 20 Microtag Inserts, 1 Pen
832017	MIC-PK-GPI-WH	Next Inspection Date Due	Black on White	20 Microtag Holders, 20 Microtag Inserts, 1 Pen
832018	MIC-PK-GPI-RD	Next Inspection Date Due	White on Red	20 Microtag Holders, 20 Microtag Inserts, 1 Pen
832019	MIC-PK-GPI-OR	Next Inspection Date Due	White on Orange	20 Microtag Holders, 20 Microtag Inserts, 1 Pen
832020	MIC-PK-GPI-GN	Next Inspection Date Due	White on Green	20 Microtag Holders, 20 Microtag Inserts, 1 Pen
832021	MIC-PK-GPI-BL	Next Inspection Date Due	White on Blue	20 Microtag Holders, 20 Microtag Inserts, 1 Pen

Article No.	Order Reference	Text/Legend	Colour	Quantity
Inserts Only				
806731	MIC-MTI-GPI-RD-20	Next Inspection Date Due	White on Red	20 Microtag Inserts
806735	MIC-MTI-GPI-YL-20	Next Inspection Date Due	Black on Yellow	20 Microtag Inserts
832008	MIC-MTI-GPI-BL-20	Next Inspection Date Due	White on Blue	20 Microtag Inserts
832009	MIC-MTI-GPI-GN-20	Next Inspection Date Due	White on Green	20 Microtag Inserts
832010	MIC-MTI-GPI-OR-20	Next Inspection Date Due	White on Orange	20 Microtag Inserts
832011	MIC-MTI-GPI-PL-20	Next Inspection Date Due	White on Purple	20 Microtag Inserts
832012	MIC-MTI-GPI-WH-20	Next Inspection Date Due	Black on White	20 Microtag Inserts

Article No.	Order Reference	Text/Legend	Colour	Quantity
Holders Only				
806723	MIC-MTH-A	Do Not Use Equipment	Red on White	20 Microtag Holders, 40 Cable Ties (150mm), 1 Pen
831979	MIC-MTH-BARCODE-A	Do Not Use Equipment	Red on White	20 Microtag Bar-Code Holders, 40 Cable Ties (150mm), 1 Pen



Insert

Holder

Nanotag™ for Steps and Stools

Nanotag for Steps & Stools is designed to clearly display the Next Inspection Date Due at the point of use.

- A selection of coloured inserts are available providing the option of additional visual qualification

Holder

- Dimensions: 54mm (height) x 26mm (width)
- Material: Nylon
- Temperature Range: -20 °C to +80 °C
- Attachment Method: Cable Tie, Adhesive Strip
- Extra Feature: Embedded RFID chip as standard

Insert

- Dimensions: 34mm (height) x 18mm (width)
- Material: Polypropylene
- Temperature Range: -10 °C to +90 °C
- Design: Identical both sides

▶ Please turn to **page 39** for a Nanotag how to use guide.

Article No.	Order Reference	Text/Legend	Colour	Quantity
Kits - Holders & Inserts				
833324	NAN-PK-GPI-PL	Next Inspection Date Due	White on Purple	20 Nanotag Holders, 20 Nanotag Inserts, 1 Pen
833325	NAN-PK-GPI-BL	Next Inspection Date Due	White on Blue	20 Nanotag Holders, 20 Nanotag Inserts, 1 Pen
833326	NAN-PK-GPI-GN	Next Inspection Date Due	White on Green	20 Nanotag Holders, 20 Nanotag Inserts, 1 Pen
833327	NAN-PK-GPI-RD	Next Inspection Date Due	White on Red	20 Nanotag Holders, 20 Nanotag Inserts, 1 Pen
833328	NAN-PK-GPI-OR	Next Inspection Date Due	White on Orange	20 Nanotag Holders, 20 Nanotag Inserts, 1 Pen
833329	NAN-PK-GPI-WH	Next Inspection Date Due	Black on White	20 Nanotag Holders, 20 Nanotag Inserts, 1 Pen
833330	NAN-PK-GPI-YL	Next Inspection Date Due	Black on Yellow	20 Nanotag Holders, 20 Nanotag Inserts, 1 Pen

Article No.	Order Reference	Text/Legend	Colour	Quantity
Inserts Only				
833317	NAN-NAN-GPI-YL-20	Next Inspection Date Due	Black on Yellow	20 Nanotag Inserts
833318	NAN-NAN-GPI-OR-20	Next Inspection Date Due	White on Orange	20 Nanotag Inserts
833319	NAN-NAN-GPI-RD-20	Next Inspection Date Due	White on Red	20 Nanotag Inserts
833320	NAN-NAN-GPI-BL-20	Next Inspection Date Due	White on Blue	20 Nanotag Inserts
833321	NAN-NAN-GPI-GN-20	Next Inspection Date Due	White on Green	20 Nanotag Inserts
833322	NAN-NAN-GPI-PL-20	Next Inspection Date Due	White on Purple	20 Nanotag Inserts
833323	NAN-NAN-GPI-WH-20	Next Inspection Date Due	Black on White	20 Nanotag Inserts

Article No.	Order Reference	Text/Legend	Colour	Quantity
Holders Only				
833302	NAN-NAN-A	Reference Number	Red on White	20 Nanotag Holders, 40 Cable Ties (150mm), 1 Pen



Holder

Insert

Working at height



Nanotag™ for Harness

Nanotag for harnesses is designed to quickly and clearly display the Next Inspection Date Due at the point of use.

- A selection of coloured inserts are available providing the option of additional visual qualification

Holder

- Dimensions: 54mm (height) x 26mm (width)
- Material: Nylon 6
- Temperature Range: -20 °C to +80 °C
- Attachment Method: Split Ring, Cable Tie
- Extra Feature: Embedded RFID chip as standard

Insert

- Dimensions: 34mm (height) x 18mm (width)
- Material: Polypropylene
- Temperature Range: -10 °C to +90 °C
- Design: Identical both sides

Article No.	Order Reference	Text/Legend	Colour	Quantity
Kits - Holders & Inserts				
833324	NAN-PK-GPI-PL	Next Inspection Date Due	White on Purple	20 Nanotag Holders, 20 Nanotag Inserts, 1 Pen
833325	NAN-PK-GPI-BL	Next Inspection Date Due	White on Blue	20 Nanotag Holders, 20 Nanotag Inserts, 1 Pen
833326	NAN-PK-GPI-GN	Next Inspection Date Due	White on Green	20 Nanotag Holders, 20 Nanotag Inserts, 1 Pen
833327	NAN-PK-GPI-RD	Next Inspection Date Due	White on Red	20 Nanotag Holders, 20 Nanotag Inserts, 1 Pen
833328	NAN-PK-GPI-OR	Next Inspection Date Due	White on Orange	20 Nanotag Holders, 20 Nanotag Inserts, 1 Pen
833329	NAN-PK-GPI-WH	Next Inspection Date Due	Black on White	20 Nanotag Holders, 20 Nanotag Inserts, 1 Pen
833330	NAN-PK-GPI-YL	Next Inspection Date Due	Black on Yellow	20 Nanotag Holders, 20 Nanotag Inserts, 1 Pen


Article No.	Order Reference	Text/Legend	Colour	Quantity
Inserts Only				
833317	NAN-NAN-GPI-YL-20	Next Inspection Date Due	Black on Yellow	20 Nanotag Inserts
833318	NAN-NAN-GPI-OR-20	Next Inspection Date Due	White on Orange	20 Nanotag Inserts
833319	NAN-NAN-GPI-RD-20	Next Inspection Date Due	White on Red	20 Nanotag Inserts
833320	NAN-NAN-GPI-BL-20	Next Inspection Date Due	White on Blue	20 Nanotag Inserts
833321	NAN-NAN-GPI-GN-20	Next Inspection Date Due	White on Green	20 Nanotag Inserts
833322	NAN-NAN-GPI-PL-20	Next Inspection Date Due	White on Purple	20 Nanotag Inserts
833323	NAN-NAN-GPI-WH-20	Next Inspection Date Due	Black on White	20 Nanotag Inserts

Article No.	Order Reference	Text/Legend	Colour	Quantity
Holders Only				
833302	NAN-NAN-A	Reference Number	Red on White	20 Nanotag Holders, 40 Cable Ties (150mm), 1 Pen



Holder

Insert



▶ Nanotag™ holder split ring attachment method

The attachment holes in the holders are large enough to accommodate split rings. See page 35 for more details.

Entrytag®

Entrytag is designed to help prevent accidents and efficiently manage inspection procedures within confined spaces.

- Record information relating to the confined space such as permit numbers, test dates, and safety equipment required
- Record up to 42 shift inspections
- Alternative Entrytag holder with magnetic attachment available

Holder

- Dimensions: 260mm (height) x 153mm (width)
- Material: ABS
- Temperature Range: -5 °C to +65 °C
- Attachment Method: Cable Tie, Adhesive Strip, Magnetic Strip

Insert

- Dimensions: 193mm (height) x 144mm (width)
- Material: Polypropylene
- Temperature Range: -10 °C to +90 °C



▶ Please turn to **page 43** for a Entrytag how to use guide.

Article No.	Order Reference	Quantity
Kits - Holders & Inserts		
136572	ENT-GB-ETI-V2-A	10 Entrytag Holders, 10 Entrytag Inserts, 1 Pen

Article No.	Order Reference	Quantity
Inserts Only		
831637	ENT-ETSI-STD-10	10 Entrytag Inserts
831638	ENT-ETSI-STD-50	50 Entrytag Inserts

Article No.	Order Reference	Quantity
Holders Only		
136550	ENT-GB-ETSH-V2-A	10 Entrytag Holders, 1 Pen
137994	ENT-GB-ETSH-V2-MAG-A	10 Entrytag Holders (magnetic attachment)



Holder

Insert

Man In...

Used in conjunction with Entrytag, each authorised person(s) has a dedicated Man in Confined Space or Man in Tank Tag (containing their details). The Man In Tag attaches to the Entrytag before entering a confined space, removing the tag when leaving. By counting the number of Man in Tags at the point of entry, it is instantly clear how many people are working in the confined space.

- Dimensions: 164mm (height) x 50mm (width)
- Material: Polypropylene
- Temperature Range: -10 °C to +90 °C

Article No.	Order Reference	Text/Legend	Quantity
831915	MUL-EITL-577	Man in Confined Space	1 Tag
831916	MUL-EITL-529	Man in Tank	1 Tag



MUL-EITL-577
Man in Confined Space



MUL-EITL-529
Man in Tank



▶ Entrytag® holder metal fixing ring

The metal fixing rings enable the attachment of Man in... tags to the Entrytag holder. See page 35 for more details.

Workspace control

Permit Wallets

Permit Document Wallets provide ultimate protection and ease of viewing of permits / documents at the point of use.

- UV and moisture resistant
- Transparent front and back reducing the need to remove displayed documents
- Accessed by zip closure (bottom to top) to ensure maximum water resistance
- Available in A4 and A5 sizes



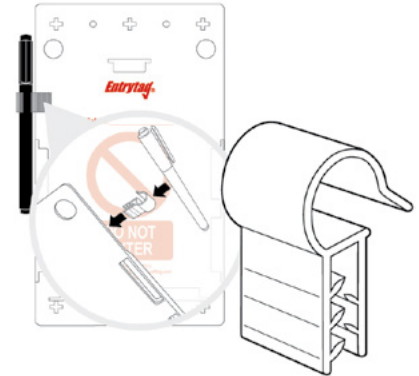
Article No.	Order Reference	Description	Quantity
833760	PW1	A4 Permit Wallets	Pack of 1
833761	PW2	A5 Permit Wallets	Pack of 1

Pen Clip Holder

The Pen Clip Holder is unobtrusive (13 mm width) and suitable for attachment to Entrytag, Forkliftag, Chemtag and MEWP Tag.

The Pen Clip Holder attaches to the side of the holder to ensure you always have a suitable pen at hand while completing your inspection and maintenance checks.

Pens are not included, they must be ordered separately. The pen clip holders accommodate the Edding 141 F pen supplied as standard with certain products.



Article No.	Order Reference	Description	Quantity
833759	SUND-PENHOLDER	Pen Clip Holder	Pack of 10



Chemtag®

Chemtag is designed to quickly identify the pertinent information off the MSD sheets for ease of reference and in case of emergency. The Chemtag insert contains all the pertinent information specific to the risks that hazardous substances pose, such as:

- Substance type
- Details of hazards and precautions
- Action to be taken in case of emergency
- Supplier's name and emergency telephone number
- Details of how to dispose of the item

Holder

- Dimensions: 260mm (height) x 153mm (width)
- Material: ABS
- Temperature Range: -5 °C to +65 °C
- Attachment Method: Cable Tie, Adhesive Strip

Insert

- Dimensions: 193mm (height) x 144mm (width)
- Material: Polypropylene
- Temperature Range: -10 °C to +90 °C

▶ Please turn to **page 44** for a Chemtag how to use guide.

Article No.	Order Reference	Quantity
Kits - Holders & Inserts		
136526	CHEM-GB-CTSH-V2-A	10 Chemtag Holders, 10 Chemtag Inserts, 1 Pen

Article No.	Order Reference	Quantity
Inserts Only		
806683	CHEM-GB-CTI-STD-50	50 Chemtag Inserts
806687	CHEM-GB-CTI-STD-10	10 Chemtag Inserts

Article No.	Order Reference	Quantity
Holders Only		
136504	CHEM-GB-CTH-V2-A	10 Chemtag Holders



Holder

Insert

Excavation Tag

The new Excavation Tag enables you to increase compliance and workplace safety by communicating vital information at an excavation entrance regarding hidden services identified, who is the TWC and what PPE is required, where it can be seen by all workers accessing the site.

- Comply with EU Directive 92/57/EEC by offering inspectors an easy way to add inspection dates with signature whilst offering a visible space to communicate vital information
- Stay compliant in any weather: when applied correctly, the durable tag will stay attached and remain legible in outdoor conditions if written on with a permanent marker
- By removing the insert you immediately display the 'Do Not Enter' sign, helping you comply with your duty of care

Holder

- Dimensions: 260mm (height) x 153mm (width)
- Material: ABS
- Temperature Range: -5 °C to +65 °C
- Attachment Method: Cable Tie, Adhesive Strip, Magnetic Strip

Insert

- Dimensions: 193mm (height) x 144mm (width)
- Material: Polypropylene
- Temperature Range: -10 °C to +90 °C



Article No.	Order Reference	Quantity
Kits - Holders & Inserts		
198478	ENT-GB-ETI-EXCA-A	10 Entrytag Holders, 10 Excavation-tag Inserts, 1 Pen
237881	ENT-GB-ETI-EXCA-V2	10 Entrytag Holders, 10 Excavation-tag2 Inserts, 1 Pen

Article No.	Order Reference	Quantity
Inserts Only		
198476	ENT-ETSI-STD-E-10	10 Excavation-tag Inserts
198477	ENT-ETSI-STD-E-50	50 Excavation-tag Inserts
237879	ENT-ETSI-STD-E-V2-10	10 Excavation-tag2 Inserts
237880	ENT-ETSI-STD-E-V2-50	50 Excavation-tag2 Inserts

Article No.	Order Reference	Quantity
Holders Only		
136550	ENT-GB-ETSH-V2-A	10 Entrytag Holders, 1 Pen



Holder

Insert

TempWorks Tag

The TempWorks Tag (temporary works) consists of a durable insert and holder which can be attached directly to a broad variety of temporary works. On the insert, workers can immediately see when the temporary works was last inspected, and if it was deemed fit for use. All other vital safety information on the tag can also become instantly see the owner of the Temporary Works, the SWL (if applicable) and the inspection data.

- Comply with EU Directive 92/57/EEC by offering inspectors an easy way to add inspection date and time with signature, and by offering a visible space to communicate vital information
- Increase workplace safety by sharing vital information on the temporary works itself with every worker
- When applied correctly, the durable tag will stay attached and remain legible in outdoor conditions if written on with a permanent marker
- By removing the insert, you immediately identify that an inspection is required

Holder

- Dimensions: 260mm (height) x 153mm (width)
- Material: ABS
- Temperature Range: -5 °C to +65 °C
- Attachment Method: Cable Tie, Adhesive Strip, Magnetic Strip

Insert

- Dimensions: 193mm (height) x 144mm (width)
- Material: Polypropylene
- Temperature Range: -10 °C to +90 °C



Article No.	Order Reference	Quantity
Kits - Holders & Inserts		
198475	ENT-GB-ETI-TW	10 Tempworks-tag Holders, 10 Tempworks-tag Inserts, 1 Pen

Article No.	Order Reference	Quantity
Inserts Only		
198472	ENT-ETSI-STD-TW-10	10 Tempworks-tag Inserts
198473	ENT-ETSI-STD-TW-50	50 Tempworks-tag Inserts

Article No.	Order Reference	Quantity
Holders Only		
198474	ENT-GB-ETSH-TW	10 Tempworks-tag Holders, 1 Pen



Holder

Insert

Workspace control



Fencing Tag

The new Fencing Tag enables companies to increase compliance and workplace safety by communicating vital information on the fencing itself where it can be seen by all workers.

- Comply with EU Directive 92/57/EEC by offering inspectors an easy way to add inspection dates with signature, and aid memoire as to what checks need doing, who erected the fencing and vital contact data
- Increase workplace safety by sharing vital information within the fenced area with every worker
- Stay compliant in any weather: when applied correctly, the durable tag will stay attached and remain legible in outdoor conditions if written on with a permanent marker
- When the insert is removed it clearly states on the holder that the fencing may be unsafe. Do not store or lean materials against the structure.

Holder

- Dimensions: 260mm (height) x 153mm (width)
- Material: ABS (Acrylonitrile Butadiene Styrene) thermoplastic
- Temperature Range: -5 °C to +65 °C
- Attachment Method: Cable Tie, Adhesive Strip

Insert

- Dimensions: 193mm (height) x 144mm (width)
- Material: Polypropylene
- Temperature Range: -10 °C to +90 °C



Holder

Insert

Article No.	Order Reference	Quantity
Kits - Holders & Inserts		
198471	ENT-GB-ETI-FENC	10 Fencing-tag Holders, 10 Fencing-tag Inserts, 1 Pen

Article No.	Order Reference	Quantity
Inserts Only		
198467	ENT-ETSI-STD-F-10	10 Fencing-tag Inserts
198468	ENT-ETSI-STD-F-50	50 Fencing-tag Inserts

Article No.	Order Reference	Quantity
Holders Only		
198469	ENT-GB-ETSH-HF	10 Hoarding-tag/Fencing-tag Holders, 1 Pen



Hoarding Tag

The new Hoarding Tag enables companies to increase compliance and workplace safety by communicating vital information about the hoarding and within the hoarded area where it can be seen by all workers.

- Comply with EU Directive 92/57/EEC by offering inspectors an easy way to add inspection dates with signature, and aid memoire as to what checks need doing, who erected the hoarding and vital contact data
- Increase workplace safety by sharing vital information on the hoarding and within the hoarded area with every worker
- Stay compliant in any weather: when applied correctly, the durable tag will stay attached and remain legible in outdoor conditions if written on with a permanent marker
- When the insert is removed it clearly states on the holder that the hoarding may be unsafe. Do not store or lean materials against the structure.

Holder

- Dimensions: 260mm (height) x 153mm (width)
- Material: ABS (Acrylonitrile Butadiene Styrene) thermoplastic
- Temperature Range: -5 °C to +65 °C
- Attachment Method: Cable Tie, Adhesive Strip

Insert

- Dimensions: 193mm (height) x 144mm (width)
- Material: Polypropylene
- Temperature Range: -10 °C to +90 °C



Holder

Insert

Article No.	Order Reference	Quantity
Kits - Holders & Inserts		
198470	ENT-GB-ETI-HOARD	10 Hoarding-tag Holders, 10 Hoarding-tag Inserts, 1 Pen

Article No.	Order Reference	Quantity
Inserts Only		
198465	ENT-ETSI-STD-H-10	10 Hoarding-tag Inserts
198466	ENT-ETSI-STD-H-50	50 Hoarding-tag Inserts

Article No.	Order Reference	Quantity
Holders Only		
198469	ENT-GB-ETSH-HF	10 Hoarding-tag/Fencing-tag Holders, 1 Pen

Flange Tag

Flange Tag helps control inspection, modification and maintenance throughout the flange break / inspection process.

The system is three part perforated and assists the user to clearly identify the various stages of the operation from the initial break to the re-energisation of the system.

- Dimensions: 200mm (height) x 83mm (width)
- Material: Polypropylene
- Temperature Range: -10 °C to +90 °C



STSI 522A Flange Tag

STSI 422DS Joint Tag

Article No.	Order Reference	Description	Quantity
833764	STSI 522A	3 Part Flange Tag	Pack of 10
833763	STSI 422DS	3 Part Joint Tag	Pack of 10



Isolation Tag

Isolation Tag is designed to help control mechanical and electrical isolation procedures and prevent inadvertent re-energising of the system.

Isolation Tag is a perforated tag and consists of two identical sections which are completed by the person in charge. The top half is attached to the isolation point, the bottom is removed and stapled to the Permit to Work. The isolation is lifted when the attached half is removed and re-united with the other on the Permit to Work.

▶ Please turn to **page 44** for an Isolation Tag how to use guide.



Article No.	Order Reference	Description	Quantity
833762	ISO 08	Isolation Tag	Pack of 10



Innovative Inspection Timer for Scaffolding

The innovative Inspection Timer for Scaffolding can help save lives by clearly showing when the scaffold inspection is required. The LED lights grab the attention of users, inspectors and other workers alike, helping to ensure that the scaffold inspection 'due date' is not exceeded.

Time for inspection

The Inspection Timer for Scaffolding clearly highlights when the next scheduled scaffold inspection is required. The timer is equipped with a series of identifying LEDs which flash regularly, indicating the current status of the inspection due period.

Easy and practical

The Inspection Timer for Scaffolding can easily be attached to the Scafftag holder and is exclusively designed to fit to all existing MK1 Scafftag holders. At the end of the 7 day scaffold inspection interval and after re-inspection of the scaffold the timer can be reset for the following 7 day inspection. The batteries will allow up to 1 year constant use. A battery status indicator will display the remaining battery charge.


Save lives

Unlike other scaffold inspection solutions, the Inspection Timer's LED lights can be seen from a distance and actively draw attention to the upcoming inspection due schedule. By using the Inspection Timer for Scaffolding you further reduce the potential for a scaffold inspection being missed, helping you make your workplace a safer environment for your employees.




The Inspection Timer for Scaffolding is compatible with the Scafftag MK1 and the Towertag MK1 holders.

Article No.	Description	Colour	Shape	Expiration Time	Includes
150782	Inspection Timer for Scaffolding - Brady	White	Rectangle	7 Days	3 - AAA Alkaline Batteries



Please visit the Brady website for more information or get more answers via emea_request@bradycorp.com



Adhesive Strips

Our double-sided adhesive strips are applied to the back of the tag holders for attachment to a flat, clean surface.

Article No.	Order Reference	Description	Quantity
833765	ADH-PAD	Adhesive Pads	Pack of 10



Black Cable Ties

Our Cable Ties enable secure attachment of Visual Tags to corresponding equipment.

Article No.	Order Reference	Description	Quantity
833767	SUND-CABLE-TIES	Black Cable Ties	Pack of 50



Split Ring Attachment for Nanotag

Split Rings work alongside Nanotag as an attachment option, perfect for harnesses.

Article No.	Order Reference	Description	Quantity
833353	NAN-RING	Split Ring for Nanotag	Pack of 10



Stainless Steel Cable Ties

Our Stainless Steel Cable Ties offer an alternative to standard Cable Ties and enable secure attachment of Visual Tags to equipment. A perfect fit for nanotags, when using on lifting equipment.

Article No.	Order Reference	Description	Quantity
833768	SUND-CABLE-TIES-SS	Stainless Steel Cable Ties	Pack of 40



Metal Fixing Clip for Man in Tank Tag

Our Metal Fixing Clips are designed to attach 'Man in Tank / Confined Space' Tags to the Entrytag holder.

Article No.	Order Reference	Description	Quantity
831648	ENT-CLIP	Man In Tag Fixing Clip	Pack of 1



Wire Strops

Ends of Wire Strop screw together to create a looped secure tie. Used for secure attachment of Visual Tags to equipment.

Article No.	Order Reference	Description	Quantity
833772	SUND-WIRE PH 20	Wire Strop	Pack of 20



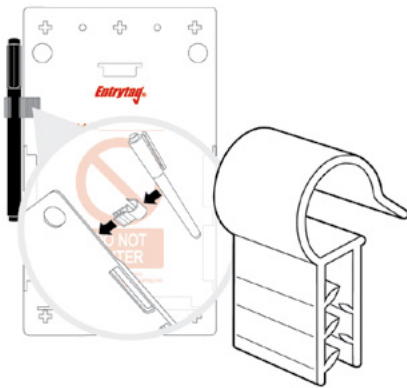
Reusable Cable Ties

Reusable cable ties enable secure attachment of Visual Tags to corresponding equipment. Available in three lengths, 100mm, 140mm and 250mm.

Article No.	Order Reference	Description	Quantity
833769	SUND-REL-100	Reusable Cable Ties	Pack of 100
833770	SUND-REL-140	Reusable Cable Ties	Pack of 100
833771	SUND-REL-250	Reusable Cable Ties	Pack of 100



Accessories



Pen Clip Holder

The Pen Clip Holder is unobtrusive (13 mm width) and suitable for attachment to any ETSH style holder including vehicle tags, Entrytags, Chemtags, Excavation Tags, TempWorks Tags, Fencing Tags and Hoarding Tags.

The Pen Clip Holder attaches to the side of the holder to ensure you always have a suitable pen at hand while completing your inspection and maintenance checks.

Pens are not included, they must be ordered separately. The pen clip holders accommodate the Edding 141 F pen supplied as standard with certain products.

Article No.	Order Reference	Description	Packaging
833759	SUND-PENHOLDER	Pen Clip Holder	Pack of 10



Worker ID Tag

Worker Emergency ID Tag securely stores the workers critical and potentially lifesaving information, essential in the event of an accident or medical emergency.

- Adhesive strip attaches securely to exterior of the workers hard hat
- 100% waterproof: can be used in extreme conditions
- Helmet safe: will not weaken or damage the workers hard hat in any way
- Weighs less than 5 grams
- Security flap protects the workers information
- Clear name window identifies the owner of the PPE, ideal when a number of workers are together and superior to the non-window option



Article No.	Order Reference	Description	Quantity
833773	WSID 02	Worker Emergency ID Tag	Pack of 1



Permit Wallets

Permit Document Wallets provide ultimate protection and ease of viewing of permits / documents at the point of use.

- UV and moisture resistant
- Transparent front and back reducing the need to remove displayed documents
- Accessed by zip closure (bottom to top) to ensure maximum water resistance
- Available in A4 and A5 sizes

Article No.	Order Reference	Description	Quantity
833760	PW1	A4 Permit Wallets	Pack of 1
833761	PW2	A5 Permit Wallets	Pack of 1



Permanent Marking Pens


Thin nibbed permanent Marker Pens to write equipment reference and inspection information on our entire range of standard and bespoke visual tags.

Article No.	Order Reference	Description	Quantity
833766	STSM	Permanent Marker Pen	Pack of 10

Clear Cover Inserts

Clear covers provide extra protection and increase durability of tag inserts in environments that are prone to dirt, chemicals or sprayed matter. Clear covers provide additional UV protection for the written text on the inserts.

Article No.	Order Reference	Description	Height (mm)	Width (mm)	Diameter (mm)	Quantity
831640	ENT-ETSI-CL-10	Entrytag Insert	193.00	144.00	-	Pack of 10
832056	MIC-MTI-CL-20	Microtag Insert	47.00	30.00	-	Pack of 20
831914	MUL-EITL-CL-10	Multitag Insert	164.00	50.00	-	Pack of 10
833354	NAN-NAN-CL-20	Nanotag Insert	34.00	18.00	-	Pack of 20
831431	SCAF-STSI-CL-10	Scafftag Insert	208.00	85.00	-	Pack of 10
832732	UNI-UNI-CL-20	Unitag Insert	-	-	41.00	Pack of 20



Entrytag® - Blank Inserts

Blank Inserts are to be used alongside tag holders for your inspection and maintenance needs to increase communication and safety in your workplace, perfect when operating a 'colour safe' system.

Article No.	Order Reference	Description	Colour	Height (mm)	Width (mm)	Quantity
831641	ENT-ETSI-PLAIN-GN-10	Entrytag Insert	Green	193.00	144.00	Pack of 10
831642	ENT-ETSI-PLAIN-RD-10	Entrytag Insert	Red	193.00	144.00	Pack of 10
831643	ENT-ETSI-PLAIN-WH-10	Entrytag Insert	White	193.00	144.00	Pack of 10
831644	ENT-ETSI-PLAIN-YL-10	Entrytag Insert	Yellow	193.00	144.00	Pack of 10
831645	ENT-ETSI-PLAIN-OR-10	Entrytag Insert	Orange	193.00	144.00	Pack of 10
831646	ENT-ETSI-PLAIN-BL-10	Entrytag Insert	Blue	193.00	144.00	Pack of 10
831647	ENT-ETSI-PLAIN-PL-10	Entrytag Insert	Purple	193.00	144.00	Pack of 10



Microtag® - Blank Inserts

Blank Inserts are to be used alongside tag holders for your inspection and maintenance needs to increase communication and safety in your workplace, perfect when operating a 'colour safe' system.

Article No.	Order Reference	Description	Colour	Height (mm)	Width (mm)	Quantity
832050	MIC-MTI-PLAIN-BL-20	Microtag Insert	Blue	47.00	30.00	Pack of 20
832051	MIC-MTI-PLAIN-WH-20	Microtag Insert	White	47.00	30.00	Pack of 20
832052	MIC-MTI-PLAIN-GN-20	Microtag Insert	Green	47.00	30.00	Pack of 20
832053	MIC-MTI-PLAIN-OR-20	Microtag Insert	Orange	47.00	30.00	Pack of 20
832054	MIC-MTI-PLAIN-PL-20	Microtag Insert	Purple	47.00	30.00	Pack of 20
832055	MIC-MTI-PLAIN-RD-20	Microtag Insert	Red	47.00	30.00	Pack of 20
832057	MIC-MTI-PLAIN-YL-20	Microtag Insert	Yellow	47.00	30.00	Pack of 20



Multitag® - Blank Inserts

Blank Inserts are to be used alongside tag holders for your inspection and maintenance needs to increase communication and safety in your workplace, perfect when operating a 'colour safe' system.

Article No.	Order Reference	Description	Colour	Height (mm)	Width (mm)	Quantity
831908	MUL-EITL-PLAIN-YL-10	Multitag Insert	Yellow	164.00	50.00	Pack of 10
831909	MUL-EITL-PLAIN-BL-10	Multitag Insert	Blue	164.00	50.00	Pack of 10
831910	MUL-EITL-PLAIN-RD-10	Multitag Insert	Red	164.00	50.00	Pack of 10
831911	MUL-EITL-PLAIN-GN-10	Multitag Insert	Green	164.00	50.00	Pack of 10
831912	MUL-EITL-PLAIN-WH-10	Multitag Insert	White	164.00	50.00	Pack of 10
831913	MUL-EITL-PLAIN-PL-10	Multitag Insert	Purple	164.00	50.00	Pack of 10



Accessories



Nanotag™ - Blank Inserts

Blank Inserts are to be used alongside tag holders for your inspection and maintenance needs to increase communication and safety in your workplace, perfect when operating a 'colour safe' system.

Article No.	Order Reference	Description	Colour	Height (mm)	Width (mm)	Quantity
833345	NAN-NAN-PLAIN-RD-20	Nanotag Insert	Red	34.00	18.00	Pack of 20
833346	NAN-NAN-PLAIN-WH-20	Nanotag Insert	White	34.00	18.00	Pack of 20
833347	NAN-NAN-PLAIN-BL-20	Nanotag Insert	Blue	34.00	18.00	Pack of 20
833348	NAN-NAN-PLAIN-GN-20	Nanotag Insert	Green	34.00	18.00	Pack of 20
833349	NAN-NAN-PLAIN-YL-20	Nanotag Insert	Yellow	34.00	18.00	Pack of 20
833350	NAN-NAN-PLAIN-OR-20	Nanotag Insert	Orange	34.00	18.00	Pack of 20
833351	NAN-NAN-PLAIN-PL-20	Nanotag Insert	Purple	34.00	18.00	Pack of 20



Unitag® - Blank Inserts

Blank Inserts are to be used alongside tag holders for your inspection and maintenance needs to increase communication and safety in your workplace, perfect when operating a 'colour safe' system.

Article No.	Order Reference	Description	Colour	Diameter (mm)	Quantity
832725	UNI-UNI-PLAIN-BL-20	Unitag Insert	Blue	41.00	Pack of 20
832726	UNI-UNI-PLAIN-OR-20	Unitag Insert	Orange	41.00	Pack of 20
832727	UNI-UNI-PLAIN-RD-20	Unitag Insert	Red	41.00	Pack of 20
832728	UNI-UNI-PLAIN-YL-20	Unitag Insert	Yellow	41.00	Pack of 20
832729	UNI-UNI-PLAIN-GN-20	Unitag Insert	Green	41.00	Pack of 20
832730	UNI-UNI-PLAIN-PL-20	Unitag Insert	Purple	41.00	Pack of 20
832731	UNI-UNI-PLAIN-WH-20	Unitag Insert	White	41.00	Pack of 20



Scaffitag® MK1 - Blank Inserts

Blank Inserts are to be used alongside tag holders for your inspection and maintenance needs to increase communication and safety in your workplace, perfect when operating a 'colour safe' system.

Article No.	Order Reference	Description	Colour	Height (mm)	Width (mm)	Quantity
831432	SCAF-STSI-PLAIN-GN-10	Scaffitag Insert	Green	208.00	85.00	Pack of 10
831433	SCAF-STSI-PLAIN-YL-10	Scaffitag Insert	Yellow	208.00	85.00	Pack of 10
831434	SCAF-STSI-PLAIN-BL-10	Scaffitag Insert	Blue	208.00	85.00	Pack of 10
831435	SCAF-STSI-PLAIN-WH-10	Scaffitag Insert	White	208.00	85.00	Pack of 10

▶ What is RFID Technology?

Radio Frequency Identification (RFID) is an automatic identification system which utilises radio waves to transfer a unique ID from a storage medium to a device configured to read it. RFID does not require physical contact between the reader and the storage medium for data transfer to occur, the signal is also able to pass through different objects dependent on their physical properties i.e. low frequency radio waves are more effective in environments where there is a lot of metal present.



Plant Tags

Stage 1



if we make generic, this would read:
Attach the applicable plant tag holder, to the item of plant, in the cabin or at the access point in a non-obtrusive position but ensuring maximum visibility. The operator conducts a pre-shift inspection using the guidelines as per the pre-use checks detailed on the insert.

Stage 2



The operator records the inspection is completed by signing and dating the insert. If the item of plant is deemed fit for use, the insert is placed into the holder with the daily inspection signature displayed. Anyone can see at a glance when the vehicle was last inspected.

Stage 3



If the asset is at any point, deemed unfit for use, remove the insert and take it to your supervisor. The prohibition is clearly shown, with either 'inspection required' or noting that a pre-use check or repairs need to be carried out.

Nanotag™

Stage 1



Attach the Nanotag holder onto the equipment with a split ring or cable ties in a position where it is clearly visible to the operator but is non-obtrusive to equipment operation and the prohibition symbol is clearly visible before inspection.

Stage 2



Equipment inspection/testing is conducted by a competent person. If the equipment is considered fit for use, the Nanotag insert is placed in holder with 'Next Test/Inspection Date' recorded.

Stage 3



If the equipment should fail inspection at any point, remove the Nanotag insert from the holder to instantly display the prohibition notice.

How to use guide


Unitag®

Stage 1




Attach the Unitag holder onto the equipment using the Unitag strip in a position where it is clearly visible to the operator but is non-obtrusive to equipment operation. Ensure the prohibition symbol 'Do Not Use' notice is clearly visible before inspection.

Stage 2



Equipment inspection/testing is conducted by a competent person. If the equipment is considered fit for use, the Unitag insert is placed in holder with 'Next Test/Inspection Date' recorded.

Stage 3



If the equipment should fail testing or inspection at any point, remove the Unitag insert from the holder to instantly display 'Do Not Use' and prohibition symbol.


Microtag®

Stage 1




Attach the Microtag holder onto the equipment with cable ties or adhesive in a position where it is clearly visible to the operator but is non-obtrusive to equipment operation. Ensure the prohibition symbol and 'Do Not Use Equipment' notice is clearly visible before inspection.

Stage 2



Equipment inspection/testing is conducted by a competent person. If the equipment is considered fit for use, the Microtag insert is placed in holder with 'Next Test/Inspection Date' recorded.

Stage 3



If the equipment should fail testing or inspection at any point, remove the Microtag insert from the holder to instantly display 'Do Not Use Equipment' and prohibition notice.

MEWP Tag

Stage 1



Attach the MEWP Tag holder with cable ties or adhesive near to the operator cabin or access point in a position which is non-obtrusive to the MEWP or operators use but clearly visible. The operator conducts a pre-shift inspection following the pre-use checklist detailed on the MEWP Tag insert.

Stage 2



The pre-use check is recorded by the operators signature and date on the MEWP Tag Insert. If the MEWP is considered fit for use, place the MEWP Tag Insert into the MEWP Tag holder with the daily checklist details displayed, so that anyone can see at a glance when the MEWP was last inspected.

Stage 3



If the MEWP is considered not fit for use at any point, remove the MEWP Tag insert from the holder and hand over to supervisor. The message 'Do Not Use Until Daily Check Has Been Carried Out' with prohibition symbol is clearly visible.

Multitag®

Stage 1



Attach the Multitag holder onto the equipment with cable ties or adhesive in a position where it is clearly visible to the operator but is non-obtrusive to the equipment operation, and the prohibition symbol and 'Do Not Use Equipment' notice is clearly visible before inspection.

Stage 2



Equipment inspection is conducted by a competent person. Using the Multitag Insert record the equipment reference number, any additional comments and the next inspection date due. If the equipment is considered fit for use, place the Multitag insert in to the Multitag holder.

Stage 3



If equipment should not be used or fails inspection, remove the Multitag Insert to instantly display the 'Do Not Use This Equipment' and prohibition notice.

How to use guide

Scaffitag®

Stage 1



Attach the Scaffitag Holder with cable ties or hang on the scaffold pole at all legal access points (normally ladder access) from the first build stage. The empty Scaffitag holder will clearly display the prohibition symbol and 'Do Not Use Scaffold' notice.

Stage 2



The scaffold is inspected by a competent person. The scaffold build details are recorded on the Scaffitag insert. If the scaffold is considered fit for use, the Scaffitag insert is signed and dated and placed in the Scaffitag holder.

Stage 3



If the scaffold is considered not fit for use or fails inspection at any point, remove the Scaffitag insert from the holder to instantly display 'Do Not Use Scaffold' and prohibition notice.

Laddertag®

Stage 1



Attach the Laddertag Holder to the ladder. We advise you attach the Laddertag between the 4th and 5th rung on the inside of the ladder so it is clearly visible but non-obtrusive to the user. Before first use the prohibition symbol and words 'Do Not Use This Ladder' are clearly displayed.

Stage 2



A pre-use checklist is provided on the reverse side of the Laddertag insert. After the ladder is inspected the details are recorded on the Laddertag insert (ladder reference number, ladder class, duty/use, date of next inspection due). Following inspection, if the ladder is considered to be fit for use place the Laddertag insert into the holder.

Stage 3



If the ladder is considered not fit for use at any point, remove the Laddertag insert to instantly display the 'Do Not Use This Ladder' and prohibition notice.

Towertag®

Stage 1



Attach the Towertag holder on the mobile tower with cable ties or using the flexible loop head on the Towertag holder. Attachment position should be close to access point or where it is clearly visible to any user. The empty Towertag holder will clearly display the prohibition symbol and 'Do Not Use Tower' notice.

Stage 2



The mobile tower is inspected by a competent person. The towers build and location details are recorded on the Towertag insert. If the mobile tower is considered fit for use, Towertag insert is signed and dated and placed in the Towertag holder.

Stage 3



If the tower is considered not fit for use or fails inspection at any point, remove the Towertag insert from the holder to instantly display 'Do Not Use Tower' and prohibition notice.

Entrytag®

Stage 1



Attach the Entrytag holder with cable ties, adhesive or magnetic strip to the entrance of the confined space where it is clearly visible. The empty Entrytag holder will display the prohibition symbol and 'Do Not Enter' notice.

Stage 2



A competent person conducts an inspection and records the details on the Entrytag insert. If the area passes inspection place the Entrytag insert into the holder.

Stage 3



If the area should not be entered or fails inspection at any point, remove the Entrytag insert from the holder to instantly display 'Do Not Enter' and prohibition notice.

How to use guide

Chemtag®

Stage 1



Attach the Chemtag holder with cable ties or adhesive where it is clearly visible on the storage, racking or room entry. The empty Chemtag holder will clearly display the prohibition symbol and 'Do Not Use' notice.

Stage 2



Complete the Chemtag insert by identifying all chemical hazards and precautions. Write the action to be taken in case of emergency in the space provided. Enter supplier's name, 24 hour emergency telephone number and details of how to store and dispose of packaging. The bottom of the Chemtag insert consists of details of medical warnings associated with the chemical. Place the completed Chemtag insert into the holder.

Stage 3



In the event of an accident the Chemtag insert should be removed from the holder and accompany the patient involved so that the appropriate medical treatment can be administered.

Isolation Tag



The Isolation Tag is attached to the asset with cable ties. The tag is perforated so that one section can remain attached to the asset and the other passed to the permitting authority, thereby clearly identifying the current status of the operation to all individuals. By using the perforation on the tag, each section can easily be removed without the need for either scissors or knives which may require additional permits.

Africa

Randburg, South Africa
 Tel.: +27 11 704 3295
 Email: africa@bradycorp.com

Benelux

Zelev, Belgium
 Tel.: +32 (0) 52 45 78 11
 Email: benelux@bradycorp.com

Central & Eastern Europe

Bratislava, Slovakia
 Tel.: +421 2 3300 4800
 Email: central_europe@bradycorp.com

Denmark

Odense
 Tel.: +45 66 14 44 00
 Email: denmark@bradycorp.com

France

Roncq
 Tel.: +33 (0) 3 20 76 94 48
 Email: france@bradycorp.com

Germany, Austria & Switzerland

Egelsbach, Germany
 Tel.: +49 (0) 6103 7598 660
 Email: germany@bradycorp.com

Hungary

Budaörs
 Tel.: +36 23 500 275
 Email: central_europe@bradycorp.com

Italy

Gorgonzola
 Tel.: +39 02 26 00 00 22
 Email: italy@bradycorp.com

Middle East FZE

Dubai, UAE
 Tel.: +971 4881 2524
 Email: me@bradycorp.com

Norway

Kjeller
 Tel.: +47 70 13 40 00
 Email: norway@bradycorp.com

Romania

Bucharest
 Tel.: +40 21 202 3032
 Email: central_europe@bradycorp.com

Russia

Moscow
 Tel.: +7 495 269 47 87
 Email: central_europe@bradycorp.com

Spain & Portugal

Madrid, Spain
 Tel.: +34 900 902 993
 Email: spain@bradycorp.com,
 portugal@bradycorp.com

Sweden, Finland, Baltic states

Kista, Sweden
 Tel.: +46 (0) 8 590 057 30
 Email: sweden@bradyeurope.com

Turkey

Istanbul
 Tel.: +90 212 264 02 20 / 264 02 21
 Email: turkey@bradycorp.com

UK & Ireland

Banbury, UK
 Tel.: +44 (0) 1295 228 288
 Email: uk@bradycorp.com

Our mission is to identify and protect people, products and places



To help minimise our impact on the environment, Brady limits its number of reprints.

Updated versions are always available for download on www.bradyeurope.com.

 Search for: EUR-M-516-EN



Y2867330

Your distributor



21/02/2020